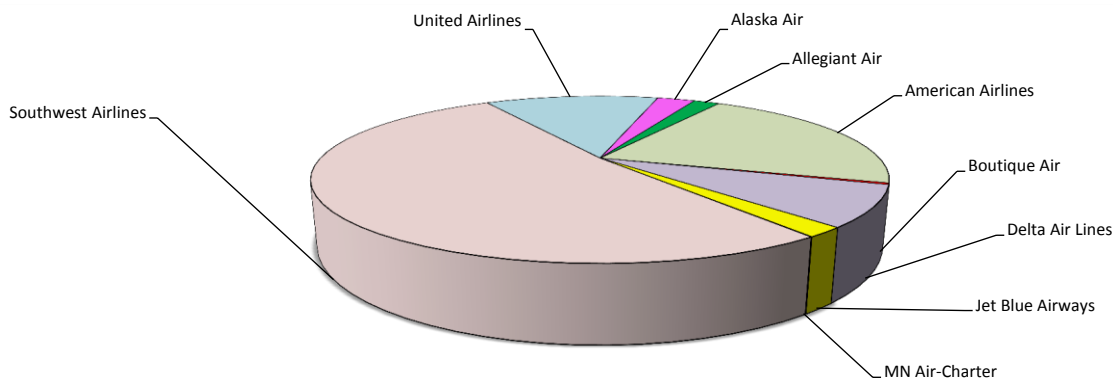


## Albuquerque International Sunport April 2017 Air Carrier / Operations Activity

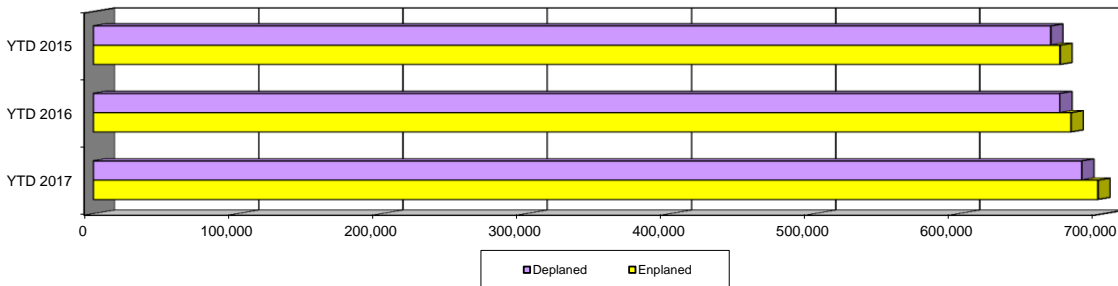


Airline	Monthly Enplaned PAX	Monthly Deplaned PAX	Total Month PAX	Previous Year Enplaned PAX	Previous Year Deplaned PAX	Previous Year PAX	% Change	Market Share
Alaska Air	5,015	5,116	10,131	4,582	4,623	9,205	10.1%	2.7%
Allegiant Air	3,506	3,472	6,978	0	0	0	*	1.8%
American Airlines	39,770	39,765	79,535	36,626	38,797	75,423	5.5%	21.1%
Boutique Air - Commuter	560	562	1,122	529	546	1,075	4.4%	0.3%
Delta Air Lines	15,060	14,430	29,490	16,844	16,188	33,032	-10.7%	7.8%
Jet Blue Airways	3,566	3,500	7,066	3,958	4,075	8,033	-12.0%	1.9%
MN Air-Charter	154	0	154	0	0	0	**	0.0%
Southwest Airlines	99,382	96,682	196,064	98,976	100,241	199,217	-1.6%	52.0%
United Airlines	23,287	23,573	46,860	20,544	20,651	41,195	13.8%	12.4%
<b>Totals</b>	<b>190,300</b>	<b>187,100</b>	<b>377,400</b>	<b>182,059</b>	<b>185,121</b>	<b>367,180</b>	<b>2.8%</b>	<b>100.0%</b>

**% Change (from Prior Yr)**                      **4.5%**                      **1.1%**

\* Began Service June 01, 2016

\*\* No activity in previous year

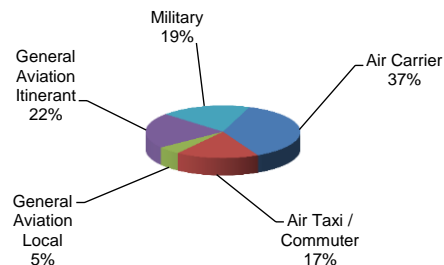


**Calendar Year-to-Date 2.5% Increase from 2016 to 2017**

	YTD 2017	YTD 2016	YTD 2015	% Change 17/16
Enplaned	696,848	678,062	670,451	2.8%
Deplaned	685,589	670,266	664,037	2.3%
<b>Total</b>	<b>1,382,437</b>	<b>1,348,328</b>	<b>1,334,488</b>	<b>2.5%</b>

### Air Traffic Control Tower Counts Calendar Year-to-Date (April)

Class	2017 YTD	Takeoffs & Landings			% Change 17/16
		2016 YTD	2015 YTD		
Air Carrier	\$ 15,411	\$ 15,710	15,046	-1.9%	
Air Taxi / Commuter	\$ 7,214	\$ 7,366	8,828	-2.1%	
General Aviation Local	\$ 2,031	\$ 2,557	766	-20.6%	
General Aviation Itinerant	\$ 9,116	\$ 9,368	8,948	-2.7%	
Military	\$ 7,854	\$ 8,916	7,181	-11.9%	
<b>Total</b>	<b>\$ 41,626</b>	<b>43,917</b>	<b>40,769</b>	<b>-5.2%</b>	



### Double Eagle II - Air Traffic Control Tower Counts Calendar Year-to-Date (April)

Class	2017 YTD	Takeoffs & Landings			% Change 17/16
		2016 YTD	2015 YTD		
Air Carrier	0	0	0	0.0%	
Air Taxi / Commuter	156	202	298	-22.8%	
General Aviation Local	12,747	11,422	12,307	11.6%	
General Aviation Itinerant	7,331	7,700	7,281	-4.8%	
Military	627	829	864	-24.4%	
<b>Total</b>	<b>20,861</b>	<b>20,153</b>	<b>20,750</b>	<b>3.5%</b>	

