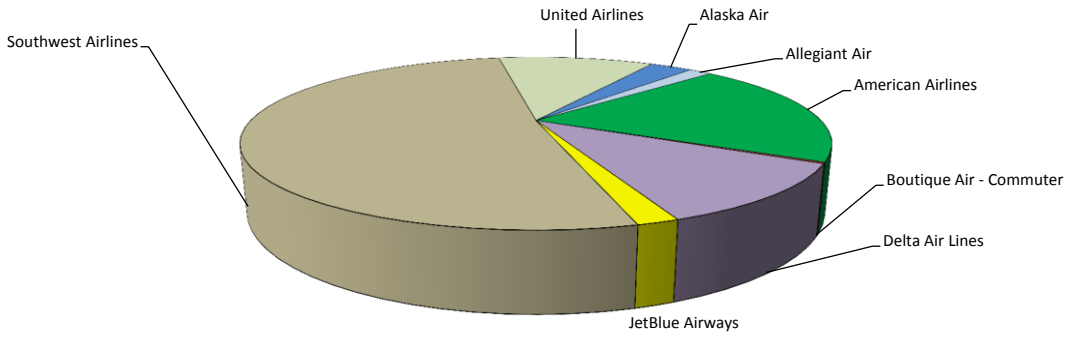
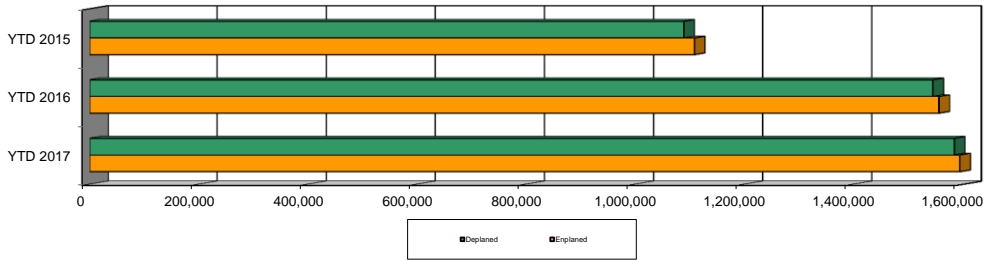


**Albuquerque International Support  
August 2017  
Air Carrier / Operations Activity**



Airline	Monthly Enplaned PAX	Monthly Deplaned PAX	Total Month PAX	Previous Year Enplaned PAX	Previous Year Deplaned PAX	Previous Year Total PAX	% Change	Market Share
Alaska Air	6,524	6,674	13,198	5,258	5,408	10,666	23.7%	2.9%
Allegiant Air	3,597	3,509	7,106	2,071	2,057	4,128	72.1%	1.6%
American Airlines	44,291	43,794	88,085	41,246	42,023	83,269	5.8%	19.7%
Boutique Air - Commuter	601	620	1,221	441	434	875	39.5%	0.3%
Delta Air Lines	24,680	24,875	49,555	23,570	23,905	47,475	4.4%	11.1%
JetBlue Airways	4,047	4,129	8,176	4,072	4,126	8,198	-0.3%	1.8%
MN Air-Charter	0	0	0	34	33	67	*	0.0%
Southwest Airlines	114,783	116,215	230,998	114,822	114,718	229,540	0.6%	51.6%
United Airlines	23,952	25,151	49,103	22,639	23,577	46,216	6.2%	11.0%
<b>Totals</b>	<b>222,475</b>	<b>224,967</b>	<b>447,442</b>	<b>214,153</b>	<b>216,281</b>	<b>430,434</b>	<b>4.0%</b>	<b>100.0%</b>
<b>% Change (from Prior Yr)</b>	<b>3.9%</b>	<b>4.0%</b>						

\* No activity this month in current year

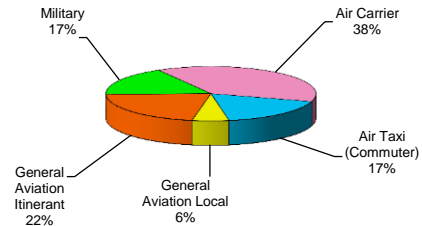


**Calendar Year-to-Date 2.5% Increase from 2016 to 2017**

	YTD 2017	YTD 2016	YTD 2015	% Change 17/16
Enplaned	1,594,108	1,556,051	1,108,501	2.4%
Deplaned	1,584,326	1,544,782	1,089,105	2.6%
<b>Total</b>	<b>3,178,434</b>	<b>3,100,833</b>	<b>2,197,606</b>	<b>2.5%</b>

**Air Traffic Control Tower Counts  
Calendar Year-to-Date (August)**

Class	Takeoffs & Landings			
	2017 YTD	2016 YTD	2015 YTD	% Change 17/16
Air Carrier	33,679	34,088	32,831	-1.2%
Air Taxi (Commuter)	15,507	14,780	17,212	4.9%
General Aviation Local	4,992	4,653	1,836	7.3%
General Aviation Itinerant	19,169	20,088	18,255	-4.6%
Military	15,141	17,417	13,107	-13.1%
<b>Total</b>	<b>88,488</b>	<b>91,026</b>	<b>83,241</b>	<b>-2.8%</b>



**Double Eagle II - Air Traffic Control Tower Counts  
Calendar Year-to-Date (August)**

Class	Takeoffs & Landings			
	2017 YTD	2016 YTD	2015 YTD	% Change 17/16
Air Carrier	0	0	0	0.0%
Air Taxi (Commuter)	376	431	408	-12.8%
General Aviation Local	25,670	23,397	22,443	9.7%
General Aviation Itinerant	15,855	17,042	15,132	-7.0%
Military	1,630	1,908	1,599	-14.6%
<b>Total</b>	<b>43,531</b>	<b>42,778</b>	<b>39,582</b>	<b>1.8%</b>

