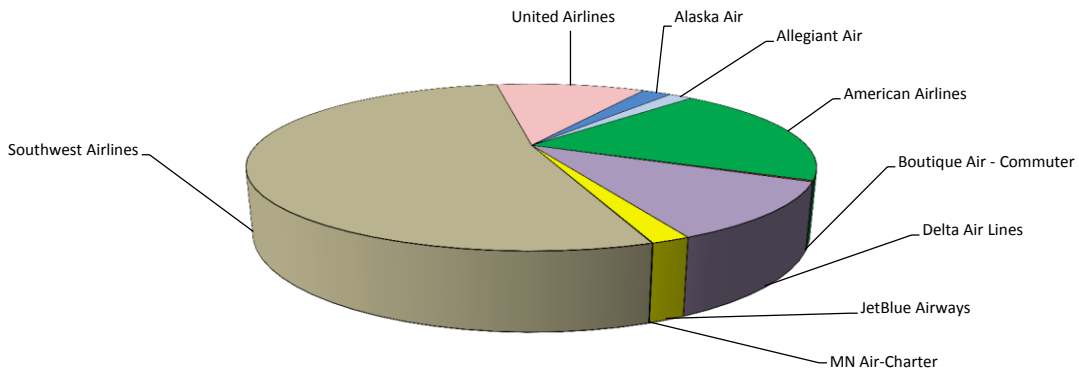
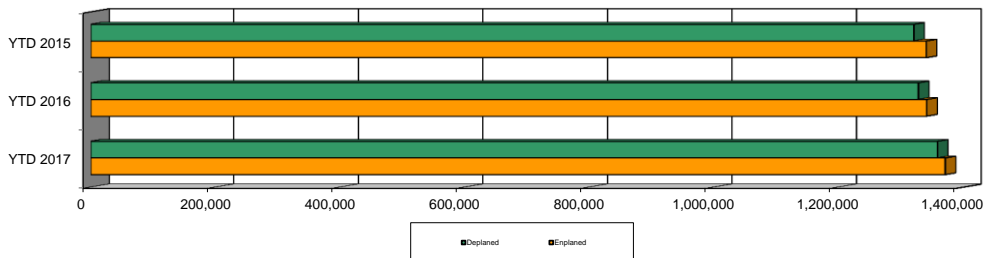


**Albuquerque International Sunport  
July 2017  
Air Carrier / Operations Activity**



Airline	Monthly Enplaned PAX	Monthly Deplaned PAX	Total Month PAX	Previous Year Enplaned PAX	Previous Year Deplaned PAX	Previous Year	% Change	Market Share
Alaska Air	4,845	4,958	9,803	5,368	5,320	10,688	-8.3%	2.1%
Allegiant Air	3,904	3,876	7,780	2,438	2,567	5,005	55.4%	1.7%
American Airlines	44,723	45,362	90,085	43,595	44,233	87,828	2.6%	19.5%
Boutique Air - Commuter	556	594	1,150	449	445	894	28.6%	0.2%
Delta Air Lines	25,469	25,144	50,613	24,719	24,311	49,030	3.2%	11.0%
JetBlue Airways	4,011	4,100	8,111	3,949	3,887	7,836	3.5%	1.8%
MN Air-Charter	70	77	147	0	21	21	600.0%	0.0%
Southwest Airlines	121,865	121,656	243,521	120,068	118,815	238,883	1.9%	52.8%
Tem Enterprises	0	0	0	0	148	148	*	0.0%
United Airlines	24,661	25,648	50,309	23,209	23,749	46,958	7.1%	10.9%
<b>Totals</b>	<b>230,104</b>	<b>231,415</b>	<b>461,519</b>	<b>223,795</b>	<b>223,496</b>	<b>447,291</b>	<b>3.2%</b>	<b>100.0%</b>
<b>% Change (from Prior Yr)</b>	<b>2.8%</b>	<b>3.5%</b>						

\* No activity this month in current year

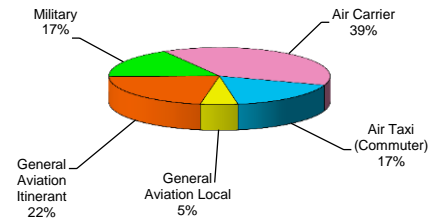


**Calendar Year-to-Date 2.30% Increase from 2016 to 2017**

	YTD 2017	YTD 2016	YTD 2015	% Change 17/16
Enplaned	1,371,633	1,341,898	1,341,185	2.2%
Deplaned	1,359,359	1,328,501	1,321,317	2.3%
<b>Total</b>	<b>2,730,992</b>	<b>2,670,399</b>	<b>2,662,502</b>	<b>2.3%</b>

**Air Traffic Control Tower Counts  
Calendar Year-to-Date (July)**

Class	Takeoffs & Landings			
	2017 YTD	2016 YTD	2015 YTD	% Change 17/16
Air Carrier	28,951	29,732	23,803	-2.6%
Air Taxi (Commuter)	12,859	12,940	12,881	-0.6%
General Aviation Local	4,104	4,311	1,264	-4.8%
General Aviation Itinerant	16,407	17,874	13,609	-8.2%
Military	12,803	14,797	10,238	-13.5%
<b>Total</b>	<b>75,124</b>	<b>79,654</b>	<b>61,795</b>	<b>-5.7%</b>



**Double Eagle II - Air Traffic Control Tower Counts  
Calendar Year-to-Date (July)**

Class	Takeoffs & Landings			
	2017 YTD	2016 YTD	2015 YTD	% Change 17/16
Air Carrier	0	0	0	0.0%
Air Taxi (Commuter)	321	388	387	-17.3%
General Aviation Local	22,586	20,985	20,269	7.6%
General Aviation Itinerant	13,731	15,161	13,851	-9.4%
Military	1,240	1,466	1,400	-15.4%
<b>Total</b>	<b>37,878</b>	<b>38,000</b>	<b>35,907</b>	<b>-0.3%</b>

