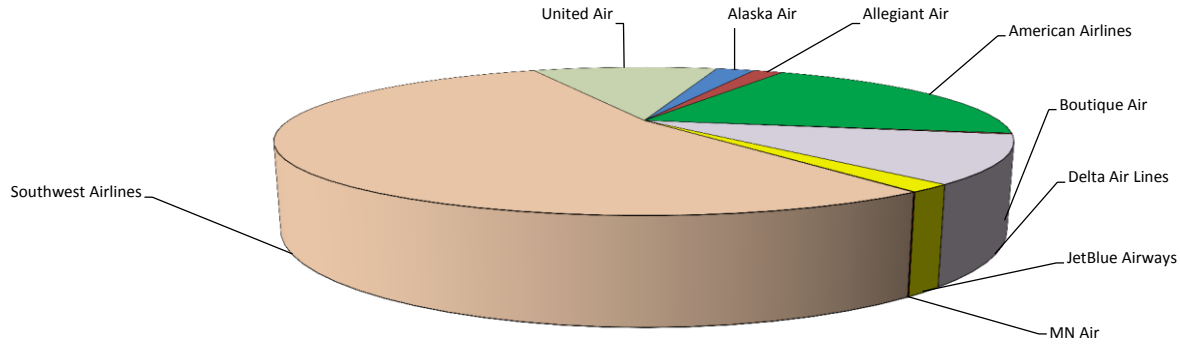
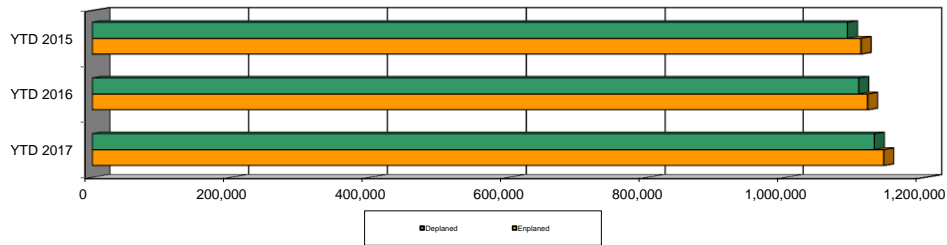


**Albuquerque International Support  
June 2017**

**Air Carrier / Operations Activity**



Airline	Monthly Enplaned PAX	Monthly Deplaned PAX	Total Month PAX	Previous Year Enplaned PAX	Previous Year Deplaned PAX	Previous Year PAX	% Change	Market Share
Alaska Air	4,928	5,056	9,984	5,125	5,199	10,324	-3.3%	2.2%
Allegiant Air	3,847	3,774	7,621	2,548	2,548	5,096	49.5%	1.7%
American Airlines	44,471	46,066	90,537	42,405	44,064	86,469	4.7%	19.8%
Boutique Air - Commuter	540	533	1,073	429	406	835	28.5%	0.2%
Delta Air Lines	23,575	23,363	46,938	25,851	25,106	50,957	-7.9%	10.3%
JetBlue Airways	3,844	3,733	7,577	4,183	4,191	8,374	-9.5%	1.7%
MN Air-Charter	127	127	254	0	131	131	93.9%	0.1%
Southwest Airlines	121,162	123,718	244,880	117,697	118,815	236,512	3.5%	53.6%
United Airlines	23,950	24,350	48,300	23,548	23,980	47,528	1.6%	10.6%
<b>Totals</b>	<b>226,444</b>	<b>230,720</b>	<b>457,164</b>	<b>221,786</b>	<b>224,440</b>	<b>446,226</b>	<b>2.5%</b>	<b>100.0%</b>
<b>% Change (from Prior Yr)</b>	<b>2.1%</b>	<b>2.80%</b>						

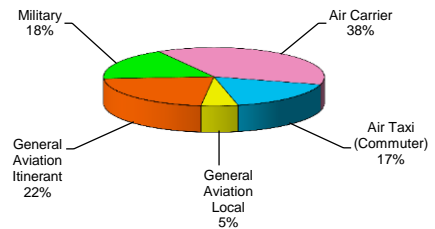


**Calendar Year-to-Date 2.1% Increase from 2016 to 2017**

	YTD 2017	YTD 2016	YTD 2015	% Change 17/16
Enplaned	1,141,529	1,118,103	1,108,501	2.1%
Deplaned	1,127,944	1,105,005	1,089,105	2.1%
<b>Total</b>	<b>2,269,473</b>	<b>2,223,108</b>	<b>2,197,606</b>	<b>2.1%</b>

**Air Traffic Control Tower Counts  
Calendar Year-to-Date (June)**

Class	Takeoffs & Landings			
	2017 YTD	2016 YTD	2015 YTD	% Change 17/16
Air Carrier	24,255	24,709	23,803	-1.8%
Air Taxi (Commuter)	11,036	10,940	12,881	0.9%
General Aviation Local	3,471	3,803	1,264	-8.7%
General Aviation Itinerant	14,160	15,145	13,609	-6.5%
Military	11,444	12,851	10,238	-10.9%
<b>Total</b>	<b>64,366</b>	<b>67,448</b>	<b>61,795</b>	<b>-4.6%</b>



**Double Eagle II - Air Traffic Control Tower Counts  
Calendar Year-to-Date (June)**

Class	Takeoffs & Landings			
	2017 YTD	2016 YTD	2015 YTD	% Change 17/16
Air Carrier	0	0	0	0.0%
Air Taxi (Commuter)	255	337	360	-24.3%
General Aviation Local	19,434	18,263	16,456	6.4%
General Aviation Itinerant	11,854	12,873	11,610	-7.9%
Military	1,051	1,202	1,163	-12.6%
<b>Total</b>	<b>32,594</b>	<b>32,675</b>	<b>29,589</b>	<b>-0.2%</b>

