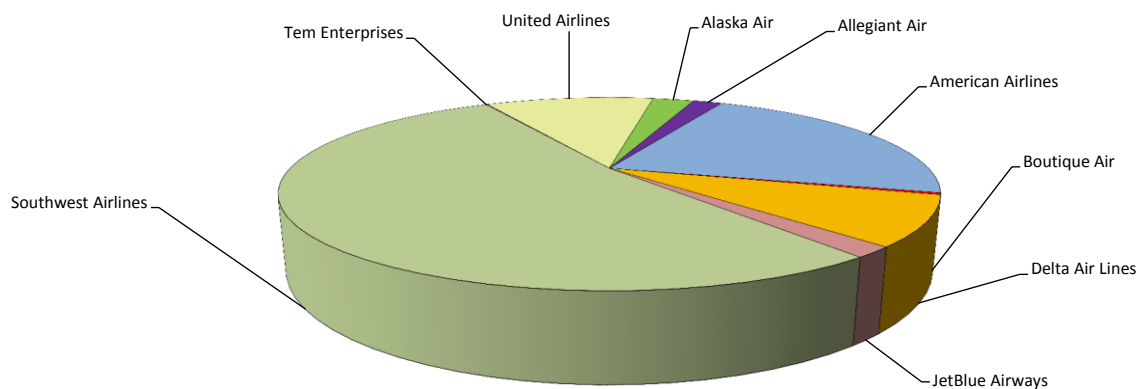


**Albuquerque International Sunport
March 2017
Air Carrier / Operations Activity**

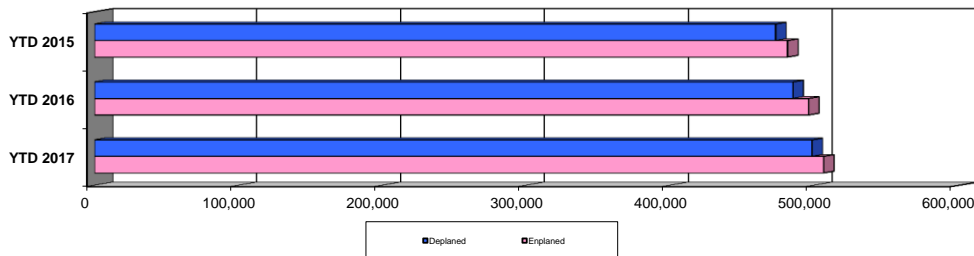


Airline	Monthly Enplaned PAX	Monthly Deplaned PAX	Total Month PAX	Previous Year Enplaned PAX	Previous Year Deplaned PAX	Previous Year Total PAX	% Change	Market Share
Alaska Air	4,905	5,018	9,923	4,507	4,751	9,258	7.2%	2.6%
Allegiant Air	3,541	3,457	6,998	0	0	0	*	1.8%
American Airlines	41,957	42,222	84,179	40,120	39,405	79,525	5.9%	21.9%
Boutique Air - Commuter	584	620	1,204	520	549	1,069	12.6%	0.3%
Delta Air Lines	15,878	15,596	31,474	15,398	14,888	30,286	3.9%	8.2%
JetBlue Airways	3,383	3,289	6,672	3,707	3,686	7,393	-9.8%	1.7%
MN Air-Charter	0	0	0	108	109	217	**	0.0%
Southwest Airlines	102,163	100,377	202,540	104,005	99,616	203,621	-0.5%	52.7%
Tem Enterprises	161	161	322	0	0	0	***	0.1%
United Airlines	20,062	20,717	40,779	20,709	20,574	41,283	-1.2%	10.6%
Totals	192,634	191,457	384,091	189,074	183,578	372,652	3.1%	100.0%
% Change (from Prior Yr)	1.9%	4.3%						

* Began Service June 01, 2016

** No activity in current year

*** No activity in previous year

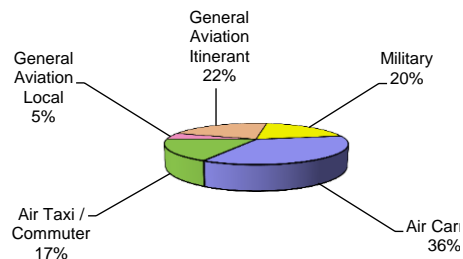


Calendar Year-to-Date 2.4% Increase from 2016 to 2017

	YTD 2017	YTD 2016	YTD 2015	% Change 17/16
Enplaned	506,548	496,003	481,371	2.1%
Deplaned	498,489	485,145	473,154	2.8%
Total	1,005,037	981,148	954,525	2.4%

**Air Traffic Control Tower Counts
Calendar Year-to-Date (March)**

Class	Takeoffs & Landings			
	YTD 2017	YTD 2016	YTD 2015	% Change 17/16
Air Carrier	11,360	11,650	11,008	-2.5%
Air Taxi / Commuter	5,481	5,580	6,651	-1.8%
General Aviation Local	1,619	2,119	586	-23.6%
General Aviation Itinerant	7,084	7,121	6,503	-0.5%
Military	6,342	6,709	5,371	-5.5%
Summary	31,886	33,179	30,119	-3.9%



**Double Eagle II - Air Traffic Control Tower Counts
Calendar Year-to-Date (March)**

Class	Takeoffs & Landings			
	YTD 2017	YTD 2016	YTD 2015	% Change 17/16
Air Carrier	0	0	0	0.0%
Air Taxi / Commuter	132	169	161	-21.9%
General Aviation Local	10,044	9,344	9,691	7.5%
General Aviation Itinerant	5,612	5,875	5,483	-4.5%
Military	447	648	454	-31.0%
Summary	16,235	16,036	15,789	1.2%

