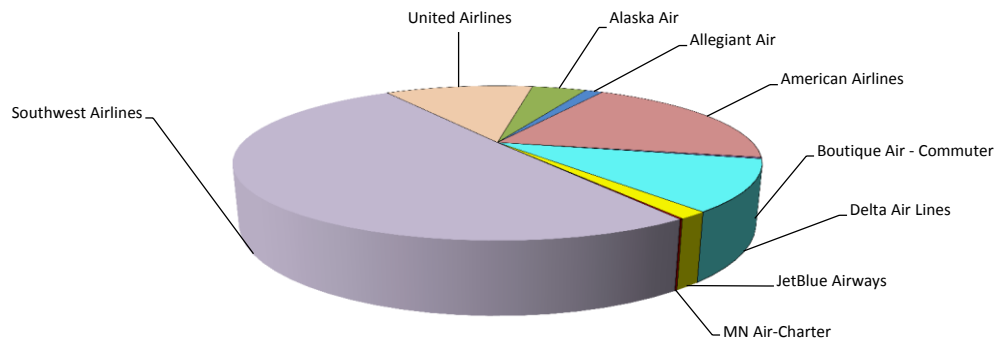
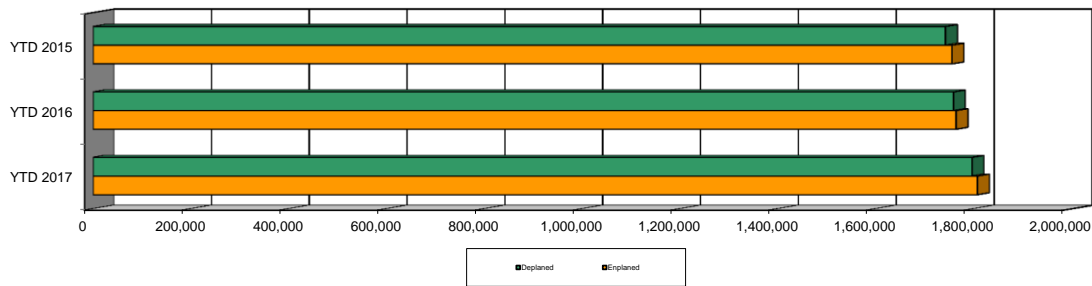


**Albuquerque International Sunport
September 2017
Air Carrier / Operations Activity**



Airline	Monthly Enplaned PAX	Monthly Deplaned PAX	Total Month PAX	Previous Year Enplaned PAX	Previous Year Deplaned PAX	Previous Year	% Change	Market Share
Alaska Air	9,016	9,230	18,246	4,597	5,058	9,655	89.0%	4.3%
Allegiant Air	3,003	2,878	5,881	2,091	2,007	4,098	43.5%	1.4%
American Airlines	42,283	41,500	83,783	39,867	41,285	81,152	3.2%	19.7%
Boutique Air - Commuter	642	616	1,258	432	448	880	43.0%	0.3%
Delta Air Lines	22,223	22,573	44,796	24,503	24,718	49,221	-9.0%	10.5%
JetBlue Airways	3,340	3,113	6,453	3,244	3,134	6,378	1.2%	1.5%
MN Air-Charter	285	277	562	144	145	289	94.5%	0.1%
Southwest Airlines	108,098	106,831	214,929	110,287	113,297	223,584	-3.9%	50.5%
Tem Enterprise	0	0	0	146	144	290	*	0.0%
United Airlines	24,553	25,149	49,702	22,400	23,308	45,708	8.7%	11.7%
Totals	213,443	212,167	425,610	207,711	213,544	421,255	1.0%	100.0%
% Change (from Prior Yr)	2.8%	-0.6%						

* No activity this month in current year

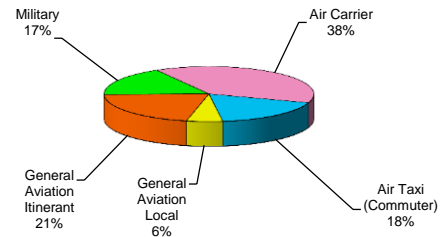


Calendar Year-to-Date 2.3% Increase from 2016 to 2017

	YTD 2017	YTD 2016	YTD 2015	% Change 17/16
Enplaned	1,807,551	1,763,762	1,755,498	2.5%
Deplaned	1,796,493	1,758,326	1,742,211	2.2%
Total	3,604,044	3,522,088	3,497,709	2.3%

**Air Traffic Control Tower Counts
Calendar Year-to-Date (September)**

Class	Takeoffs & Landings			
	2017 YTD	2016 YTD	2015 YTD	% Change 17/16
Air Carrier	38,262	38,242	36,856	0.1%
Air Taxi (Commuter)	17,585	16,490	19,111	6.6%
General Aviation Local	5,511	5,075	2,094	8.6%
General Aviation Itinerant	21,130	22,297	20,698	-5.2%
Military	16,827	18,993	14,579	-11.4%
Total	99,315	101,097	93,338	-1.8%



**Double Eagle II - Air Traffic Control Tower Counts
Calendar Year-to-Date (September)**

Class	Takeoffs & Landings			
	2017 YTD	2016 YTD	2015 YTD	% Change 17/16
Air Carrier	0	0	0	0.0%
Air Taxi (Commuter)	457	458	436	-0.2%
General Aviation Local	28,102	25,709	25,933	9.3%
General Aviation Itinerant	17,723	18,909	17,282	-6.3%
Military	1,856	2,421	1,694	-23.3%
Total	48,138	47,497	45,345	1.3%

