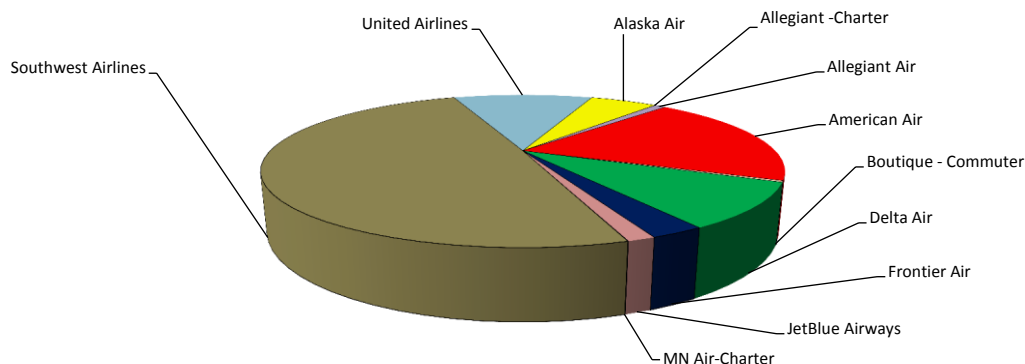


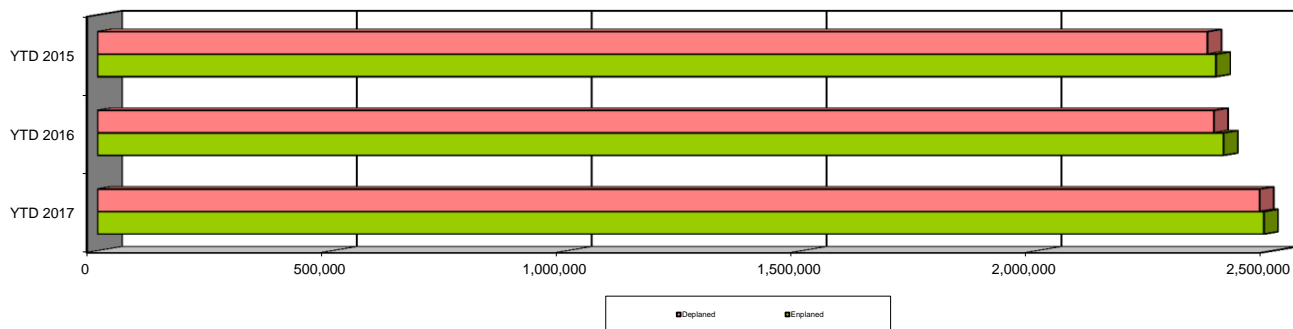
**Albuquerque International Support
December 2017
Air Carrier / Operations Activity**



Airline	Monthly Enplaned PAX	Monthly Deplaned PAX	Total Month PAX	Previous Year Enplaned PAX	Previous Year Deplaned PAX	Previous Year PAX	% Change	Market Share
Alaska Air	11,436	11,705	23,141	4,417	4,592	9,009	156.9%	5.3%
Allegiant Air-Charter	57	57	114	0	0	0	*	0.0%
Allegiant Air	1,848	1,954	3,802	3,124	3,084	6,208	-38.8%	0.9%
American Airlines	41,850	42,471	84,321	36,629	37,545	74,174	13.7%	19.4%
Boutique Air - Commuter	648	636	1,284	535	522	1,057	21.5%	0.3%
Delta Air Lines	20,271	20,591	40,862	19,971	19,804	39,775	2.7%	9.4%
Frontier Air	5,869	5,818	11,687	0	0	0	**	2.7%
JetBlue Airways	2,589	3,367	5,956	3,805	3,822	7,627	-21.9%	1.4%
MN Air-Charter	0	97	97	24	22	46	110.9%	0.0%
Southwest Airlines	106,119	108,788	214,907	109,273	109,411	218,684	-1.7%	49.5%
United Airlines	23,642	24,549	48,191	21,203	21,079	42,282	14.0%	11.1%
Totals	214,329	220,033	434,362	198,981	199,881	398,862	8.9%	100.0%
% Change (from Prior Yr)	7.7%	10.1%						

* No activity this month in previous year

** Began Service October 24, 2017

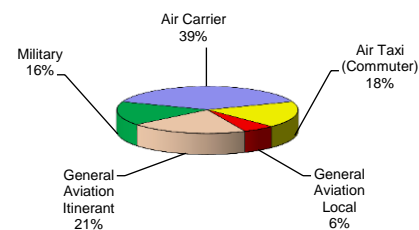


	YTD 2017	YTD 2016	YTD 2015	% Change 17/16
Enplaned	2,483,861	2,398,030	2,382,046	3.6%
Deplaned	2,474,556	2,377,240	2,363,210	4.1%
Total	4,958,417	4,775,270	4,745,256	3.8%

Calendar Year-to-Date 3.8% Increase from 2016 to 2017

**Air Traffic Control Tower Counts
Calendar Year-to-Date (December)**

Class	Takeoffs & Landings			
	2017 YTD	2016 YTD	2015 YTD	% Change 17/16
Air Carrier	52,518	51,135	49,600	2.7%
Air Taxi (Commuter)	24,558	22,148	25,089	10.9%
General Aviation Local	7,700	6,865	3,271	12.2%
General Aviation Itinerant	28,331	29,748	27,243	-4.8%
Military	22,162	24,018	18,971	-7.7%
Total	135,269	133,914	124,174	1.0%



**Double Eagle II - Air Traffic Control Tower Counts
Calendar Year-to-Date (December)**

Class	Takeoffs & Landings			
	2017 YTD	2016 YTD	2015 YTD	% Change 17/16
Air Carrier	0	0	0	0.0%
Air Taxi (Commuter)	620	525	608	18.1%
General Aviation Local	36,712	34,079	36,273	7.7%
General Aviation Itinerant	24,048	24,482	23,236	-1.8%
Military	2,577	2,983	2,636	-13.6%
Total	63,957	62,069	62,753	3.0%

