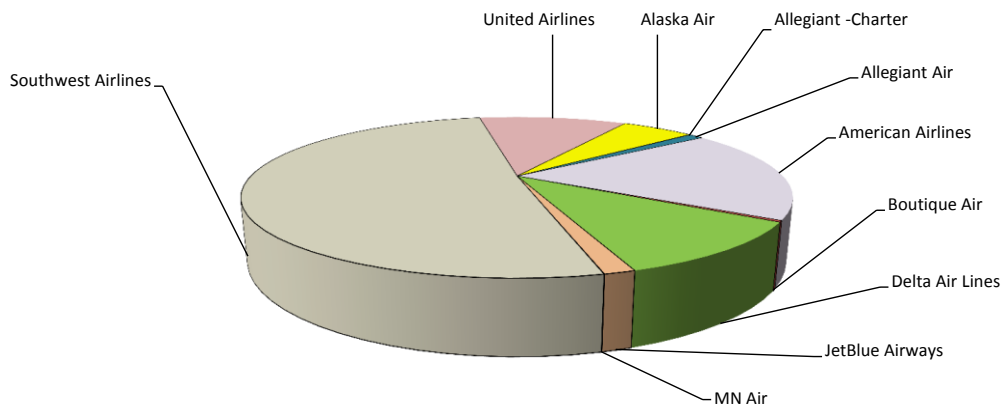
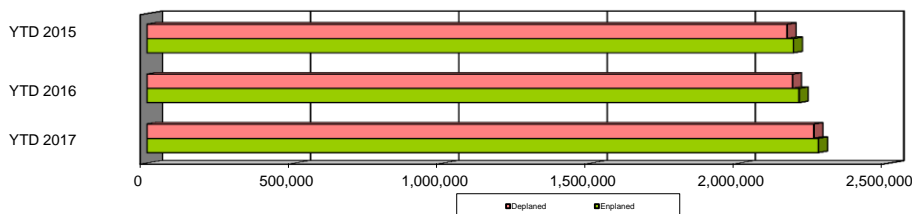


**Albuquerque International Suport
November 2017
Air Carrier / Operations Activity**



Airline	Monthly Enplaned PAX	Monthly Deplaned PAX	Total Month PAX	Previous Year Enplaned PAX	Previous Year Deplaned PAX	Previous Year PAX	% Change	Market Share
Alaska Air	11,349	11,661	23,010	4,496	4,593	9,089	153.2%	5.4%
Allegiant Air-Charter	143	144	287	0	0	0	*	0.1%
Allegiant Air	2,393	2,209	4,602	3,011	3,009	6,020	-23.6%	1.1%
American Airlines	38,692	40,534	79,226	35,953	35,620	71,573	10.7%	18.7%
Boutique Air - Commuter	664	632	1,296	553	564	1,117	16.0%	0.3%
Delta Air Lines	22,800	22,783	45,583	22,109	19,050	41,159	10.7%	10.7%
JetBlue Airways	3,161	2,986	6,147	3,317	3,276	6,593	-6.8%	1.4%
MN Air-Charter	99	0	99	109	172	281	-64.8%	0.0%
Southwest Airlines	109,146	107,353	216,499	107,756	107,720	215,476	0.5%	51.0%
Tem Enterprise	0	0	0	142	142	284	**	0.0%
United Airlines	23,798	23,649	47,447	22,911	22,653	45,564	4.1%	11.2%
Totals	212,245	211,951	424,196	200,357	196,799	397,156	6.8%	100.0%
% Change (from Prior Yr)	5.9%	7.7%						

* No activity this month in previous year
** No activity this month in current year

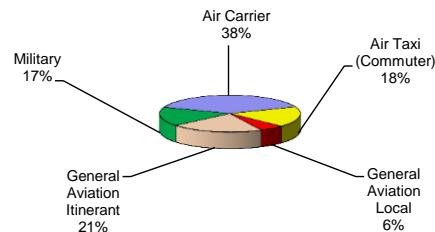


Calendar Year-to-Date 3.1% Increase from 2016 to 2017

	YTD 2017	YTD 2016	YTD 2015	% Change 17/16
Enplaned	2,264,380	2,199,049	2,180,276	3.0%
Deplaned	2,249,200	2,177,359	2,159,047	3.3%
Total	4,513,580	4,376,408	4,339,323	3.1%

**Air Traffic Control Tower Counts
Calendar Year-to-Date (November)**

Class	Takeoffs & Landings			
	2017YTD	2016YTD	2015 YTD	% Change 17/16
Air Carrier	47,810	46,949	45,265	1.8%
Air Taxi (Commuter)	22,219	20,036	23,066	10.9%
General Aviation Local	7,038	6,211	2,848	13.3%
General Aviation Itinerant	26,222	27,488	25,298	-4.6%
Military	20,754	22,465	17,726	-7.6%
Total	124,043	123,149	114,203	0.7%



**Double Eagle II - Air Traffic Control Tower Counts
Calendar Year-to-Date (November)**

Class	Takeoffs & Landings			
	2017YTD	2016YTD	2015 YTD	% Change 17/16
Air Carrier	0	0	0	0.0%
Air Taxi (Commuter)	566	507	565	11.6%
General Aviation Local	34,156	30,616	33,130	11.6%
General Aviation Itinerant	22,284	22,793	21,704	-2.2%
Military	2,371	2,773	2,415	-14.5%
Total	59,377	56,689	57,814	4.7%

