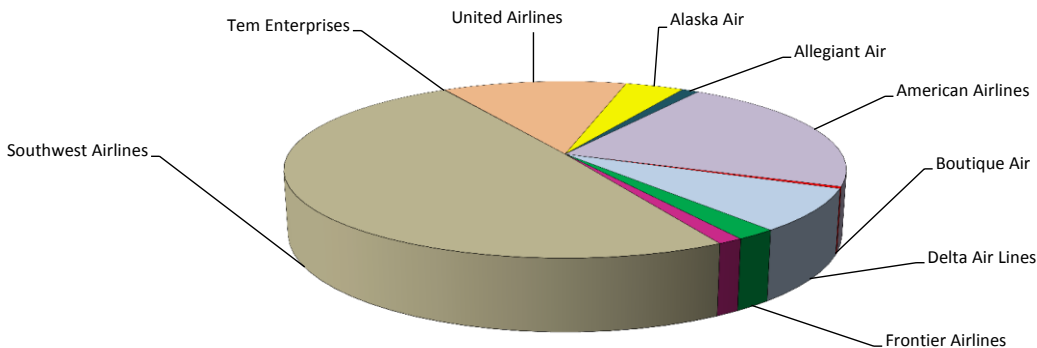
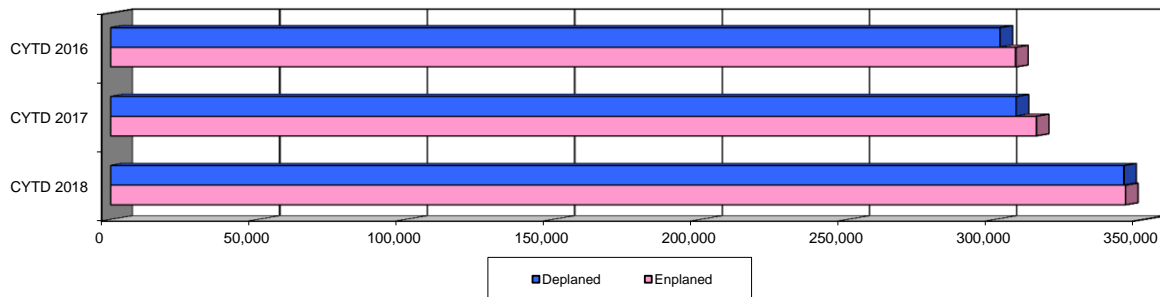


**Albuquerque International Sunport  
February 2018  
Air Carrier / Operations Activity**



Airline	Monthly Enplaned PAX	Monthly Deplaned PAX	Total Month PAX	Previous Year Enplaned PAX	Previous Year Deplaned PAX	Previous Year PAX	% Change	Market Share
Alaska Air	6,672	6,870	13,542	3,912	3,917	7,829	73.0%	4.0%
Allegiant Air	1,963	1,869	3,832	2,366	2,370	4,736	-19.1%	1.1%
American Airlines	36,268	36,611	72,879	34,300	33,950	68,250	6.8%	21.5%
Boutique Air	550	578	1,128	506	502	1,008	11.9%	0.3%
Delta Air Lines	13,355	13,011	26,366	16,642	11,680	28,322	-6.9%	7.8%
Frontier Airlines	3,474	3,353	6,827	0	0	0	*	2.0%
JetBlue Airways	1,672	2,542	4,214	2,003	2,134	4,137	1.9%	1.2%
Southwest Airlines	83,778	83,704	167,482	80,326	80,111	160,437	4.4%	49.4%
Tem Enterprises	15	118	133	0	95	95	40.0%	0.0%
United Airlines	20,521	21,902	42,423	16,009	16,833	32,842	29.2%	12.5%
<b>Totals</b>	<b>168,268</b>	<b>170,558</b>	<b>338,826</b>	<b>156,064</b>	<b>151,592</b>	<b>307,656</b>	<b>10.1%</b>	<b>100.0%</b>
<b>% Change (from Prior Yr)</b>	<b>7.8%</b>	<b>12.5%</b>						

\* Began Service October 24, 2017

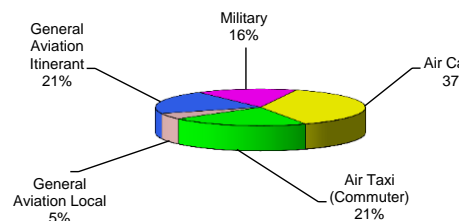


**Calendar Year-to-Date 10.8% Increase from 2017 to 2018**

	CYTD 2018	CYTD 2017	CYTD 2016	% Change 18/17
Enplaned	344,229	313,914	306,929	9.7%
Deplaned	343,699	307,032	301,567	11.9%
<b>Total</b>	<b>687,928</b>	<b>620,946</b>	<b>608,496</b>	<b>10.8%</b>

**Air Traffic Control Tower Counts  
Calendar Year-to-Date (February)**

Class	Takeoffs & Landings			
	2018 YTD	2017 YTD	2016 YTD	% Change 18/17
Air Carrier	8,457	7,328	7,605	15.4%
Air Taxi (Commuter)	4,801	3,636	3,649	32.0%
General Aviation Local	1,177	1,137	1,507	3.5%
General Aviation Itinerant	4,659	4,416	4,695	5.5%
Military	3,511	3,607	4,140	-2.7%
<b>Summary</b>	<b>22,605</b>	<b>20,124</b>	<b>21,596</b>	<b>12.3%</b>



**Double Eagle II - Air Traffic Control Tower Counts  
Calendar Year-to-Date (February)**

Class	Takeoffs & Landings			
	2018 YTD	2017 YTD	2016 YTD	% Change 18/17
Air Carrier	0	0	0	0.0%
Air Taxi (Commuter)	62	87	112	-28.7%
General Aviation Local	4,321	5,754	6,744	-24.9%
General Aviation Itinerant	3,331	3,385	4,106	-1.6%
Military	494	300	453	64.7%
<b>Summary</b>	<b>8,208</b>	<b>9,526</b>	<b>11,415</b>	<b>-13.8%</b>

