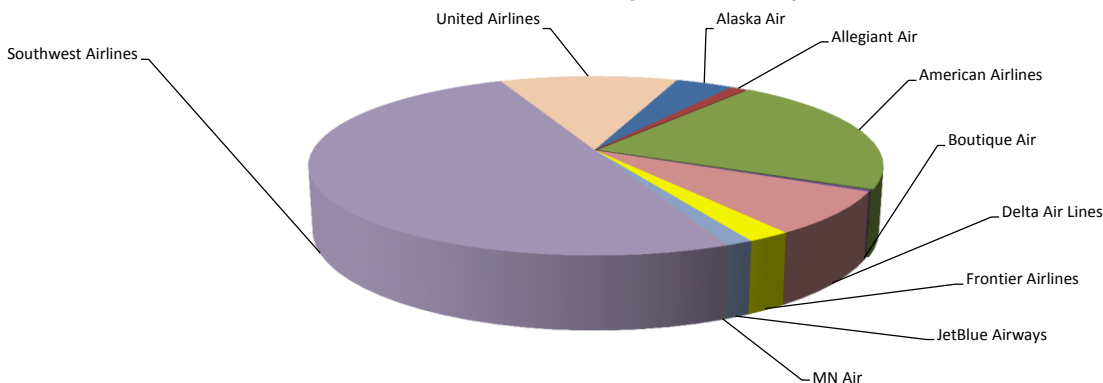


**Albuquerque International Support
January 2018**

Air Carrier / Operations Activity

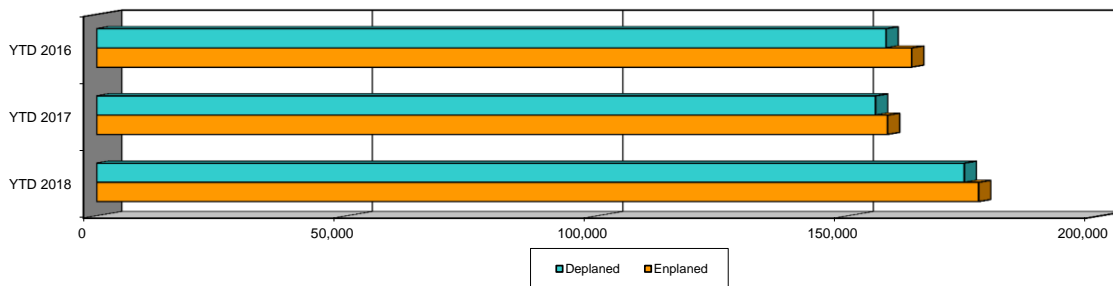


Airline	Monthly Enplaned PAX	Monthly Deplaned PAX	Total Month PAX	Previous Year Enplaned PAX	Previous Year Deplaned PAX	Previous Year PAX	% Change	Market Share
Alaska Air	6,618	6,876	13,494	4,137	4,177	8,314	62.3%	3.9%
Allegiant Air	1,942	1,887	3,829	2,705	2,547	5,252	-27.1%	1.1%
American Airlines	37,967	36,759	74,726	34,086	33,657	67,743	10.3%	21.4%
Boutique Air - Commuter	582	576	1,158	493	494	987	17.3%	0.3%
Delta Air Lines	13,868	13,551	27,419	12,885	12,670	25,555	7.3%	7.9%
Frontier Airlines	3,680	3,688	7,368	0	0	0	*	2.1%
JetBlue Airways	2,430	2,370	4,800	2,428	2,450	4,878	-1.6%	1.4%
MN Air -Charter	133	127	260	0	0	0	**	0.1%
Tem Enterprises, Inc.	0	0	0	275	275	550	***	0.0%
Southwest Airlines	89,033	85,496	174,529	83,996	81,766	165,762	5.3%	50.0%
United Airlines	19,708	21,811	41,519	16,845	17,404	34,249	21.2%	11.9%
Totals	175,961	173,141	349,102	157,850	155,440	313,290	11.4%	100.0%
% Change (from Prior Yr)	11.5%	11.4%						

* Began Service October 24, 2017

** No activity in previous year

*** No activity in current year

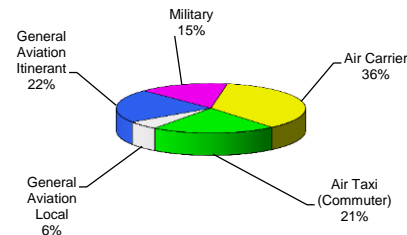


**Calendar Year-to-Date 11.4 %
Increase from 2017 to 2018**

	YTD 2018	YTD 2017	YTD 2016	% Change 18/17
Enplaned	175,961	157,850	162,613	11.5%
Deplaned	173,141	155,440	157,508	11.4%
Total	349,102	313,290	320,121	11.4%

**Air Traffic Control Tower Counts
Calendar Year-to-Date (January)**

Class	Takeoffs & Landings			
	2018YTD	2017YTD	2016YTD	% Change 18/17
Air Carrier	4,461	3,869	3,960	15.3%
Air Taxi (Commuter)	2,617	1,881	1,841	39.1%
General Aviation Local	673	627	660	7.3%
General Aviation Itinerant	2,706	2,100	2,104	28.9%
Military	1,890	1,698	1,944	11.3%
Total	12,347	10,175	10,509	21.3%



**Double Eagle II - Air Traffic Control Tower Counts
Calendar Year-to-Date (January)**

Class	Takeoffs & Landings			
	2018YTD	2017YTD	2016YTD	% Change 18/17
Air Carrier	0	0	0	0.0%
Air Taxi (Commuter)	28	29	50	-3.4%
General Aviation Local	2,418	2,474	3,236	-2.3%
General Aviation Itinerant	1,883	1,498	2,022	25.7%
Military	243	124	202	96.0%
Total	4,572	4,125	5,510	10.8%

