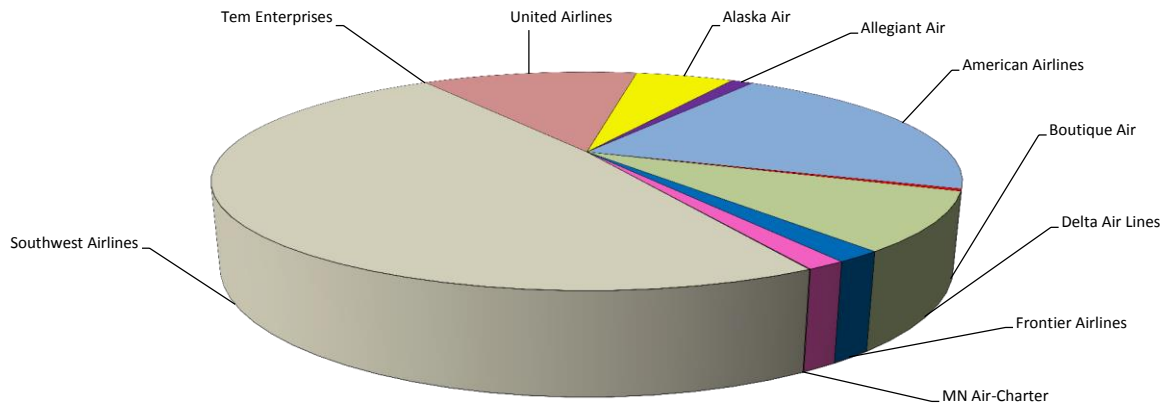


**Albuquerque International Support  
March 2018  
Air Carrier / Operations Activity**

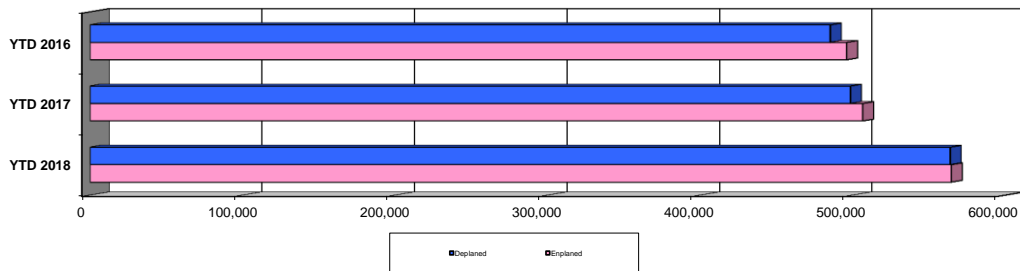


Airline	Monthly Enplaned PAX	Monthly Deplaned PAX	Total Month PAX	Previous Year Enplaned PAX	Previous Year Deplaned PAX	Previous Year Total PAX	% Change	Market Share
Alaska Air	11,893	12,166	24,059	4,905	5,018	9,923	142.5%	5.5%
Allegiant Air	2,630	2,641	5,271	3,541	3,457	6,998	-24.7%	1.2%
American Airlines	46,191	46,331	92,522	41,957	42,222	84,179	9.9%	21.0%
Boutique Air - Commuter	665	683	1,348	584	620	1,204	12.0%	0.3%
Delta Air Lines	18,934	18,496	37,430	15,878	15,596	31,474	18.9%	8.5%
Frontier Airlines	3,714	3,581	7,295	0	0	0	*	1.7%
JetBlue Airways	2,360	3,703	6,063	3,383	3,289	6,672	-9.1%	1.4%
MN Air-Charter	158	0	158	0	0	0	**	0.0%
Southwest Airlines	108,576	105,909	214,485	102,163	100,377	202,540	5.9%	48.6%
Tem Enterprises	0	0	0	161	161	322	***	0.0%
United Airlines	25,695	27,112	52,807	20,062	20,717	40,779	29.5%	12.0%
<b>Totals</b>	<b>220,816</b>	<b>220,622</b>	<b>441,438</b>	<b>192,634</b>	<b>191,457</b>	<b>384,091</b>	<b>14.9%</b>	<b>100.0%</b>
<b>% Change (from Prior Yr)</b>	<b>14.6%</b>	<b>15.2%</b>						

\* Began Service October 24, 2017

\*\* No activity in previous year

\*\*\* No activity in current year

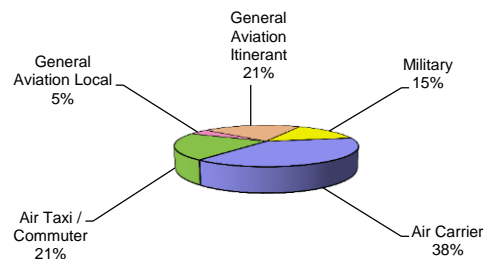


Calendar Year-to-Date 12.4% Increase from 2017 to 2018

	YTD 2018	YTD 2017	YTD 2016	% Change 18/17
Enplaned	565,045	506,548	496,003	11.5%
Deplaned	564,321	498,489	485,145	13.2%
<b>Total</b>	<b>1,129,366</b>	<b>1,005,037</b>	<b>981,148</b>	<b>12.4%</b>

**Air Traffic Control Tower Counts  
Calendar Year-to-Date (March)**

Class	Takeoffs & Landings			
	YTD 2018	YTD 2017	YTD 2016	% Change 18/17
Air Carrier	13,354	11,360	11,650	17.6%
Air Taxi / Commuter	7,403	5,481	5,580	35.1%
General Aviation Local	1,511	1,619	2,119	-6.7%
General Aviation Itinerant	7,417	7,084	7,121	4.7%
Military	5,151	6,342	6,709	-18.8%
<b>Summary</b>	<b>34,836</b>	<b>31,886</b>	<b>33,179</b>	<b>9.3%</b>



**Double Eagle II - Air Traffic Control Tower Counts  
Calendar Year-to-Date (March)**

Class	Takeoffs & Landings			
	YTD 2018	YTD 2017	YTD 2016	% Change 18/17
Air Carrier	0	0	0	0.0%
Air Taxi / Commuter	93	132	169	-29.5%
General Aviation Local	7,693	10,044	9,344	-23.4%
General Aviation Itinerant	5,380	5,612	5,875	-4.1%
Military	897	447	648	100.7%
<b>Summary</b>	<b>14,063</b>	<b>16,235</b>	<b>16,036</b>	<b>-13.4%</b>

