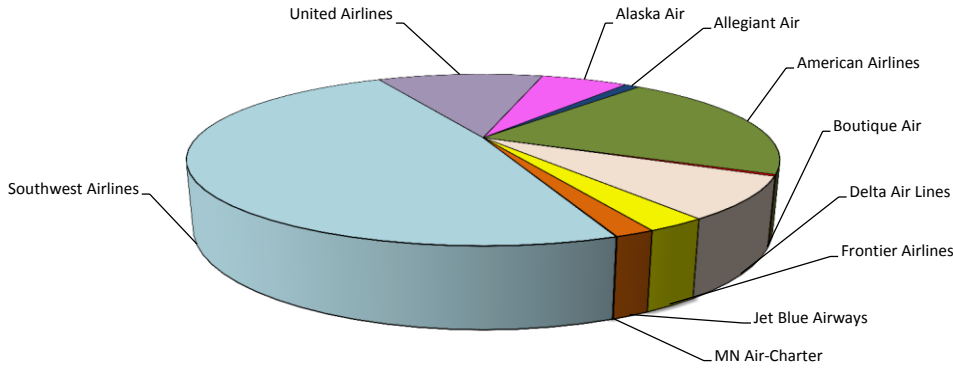


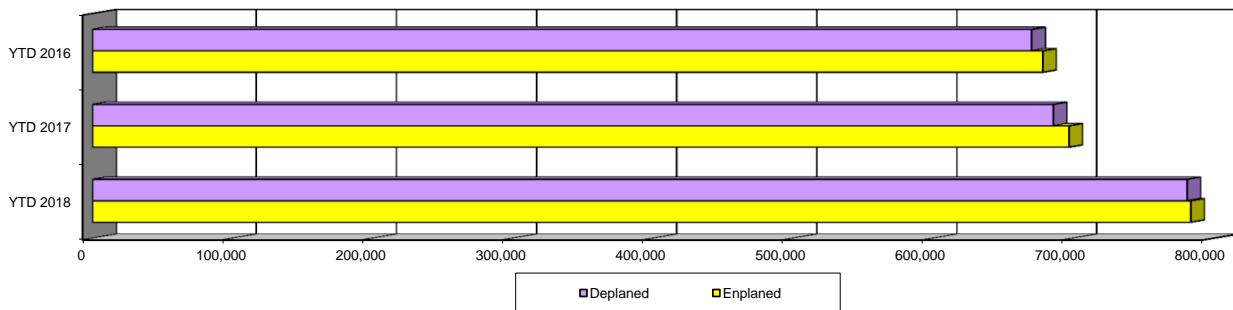
**Albuquerque International Sunport
April 2018
Air Carrier / Operations Activity
Revised As of 05/29/18**



Airline	Monthly Enplaned PAX	Monthly Deplaned PAX	Total Month PAX	Previous Year Enplaned PAX	Previous Year Deplaned PAX	Previous Year	% Change	Market Share
Alaska Air	13,088	13,344	26,432	5,015	5,116	10,131	160.9%	6.1%
Allegiant Air	2,306	2,308	4,614	3,506	3,472	6,978	-33.9%	1.1%
American Airlines	45,092	44,138	89,230	39,770	39,765	79,535	12.2%	20.5%
Boutique Air - Commuter	621	653	1,274	560	562	1,122	13.5%	0.3%
Delta Air Lines	17,501	16,481	33,982	15,060	14,430	29,490	15.2%	7.8%
Frontier Air	5,639	6,148	11,787	0	0	0	*	2.7%
Jet Blue Airways	3,758	3,788	7,546	3,566	3,500	7,066	6.8%	1.7%
MN Air-Charter	0	157	157	154	0	154	1.9%	0.0%
Southwest Airlines	106,305	104,425	210,730	99,382	96,682	196,064	7.5%	48.3%
United Airlines	24,667	25,672	50,339	23,287	23,573	46,860	7.4%	11.5%
Totals	218,977	217,114	436,091	190,300	187,100	377,400	15.6%	100.0%

% Change (from Prior Yr) 15.1% 16.0%

* Began Service October 24, 2017



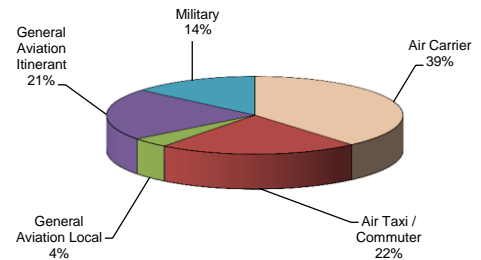
Calendar Year-to-Date 13.2% Increase from 2017 to 2018

	YTD 2018	YTD 2017	YTD 2016	% Change 18/17
Enplaned	784,022	696,848	678,062	12.5%
Deplaned	781,435	685,589	670,266	14.0%
Total	1,565,457	1,382,437	1,348,328	13.2%

Frontier Air Revised Landing report (5/17/18)

**Air Traffic Control Tower Counts
Calendar Year-to-Date (April)**

Class	Takeoffs & Landings			
	YTD 2018	YTD 2017	YTD 2016	% Change 18/17
Air Carrier	\$ 18,231	\$ 15,411	15,710	18.3%
Air Taxi / Commuter	\$ 10,220	\$ 7,214	7,366	41.7%
General Aviation Local	\$ 1,939	\$ 2,031	2,557	-4.5%
General Aviation Itinerant	\$ 10,178	\$ 9,116	9,368	11.6%
Military	\$ 6,526	\$ 7,854	8,916	-16.9%
Total	\$ 47,094	41,626	43,917	13.1%



**Double Eagle II - Air Traffic Control Tower Counts
Calendar Year-to-Date (April)**

Class	Takeoffs & Landings			
	2018 YTD	2017 YTD	2016 YTD	% Change 18/17
Air Carrier	0	0	0	0.0%
Air Taxi / Commuter	129	156	202	-17.3%
General Aviation Local	10,411	12,747	11,422	-18.3%
General Aviation Itinerant	7,343	7,331	7,700	0.2%
Military	1,109	627	829	76.9%
Total	18,992	20,861	20,153	-9.0%

