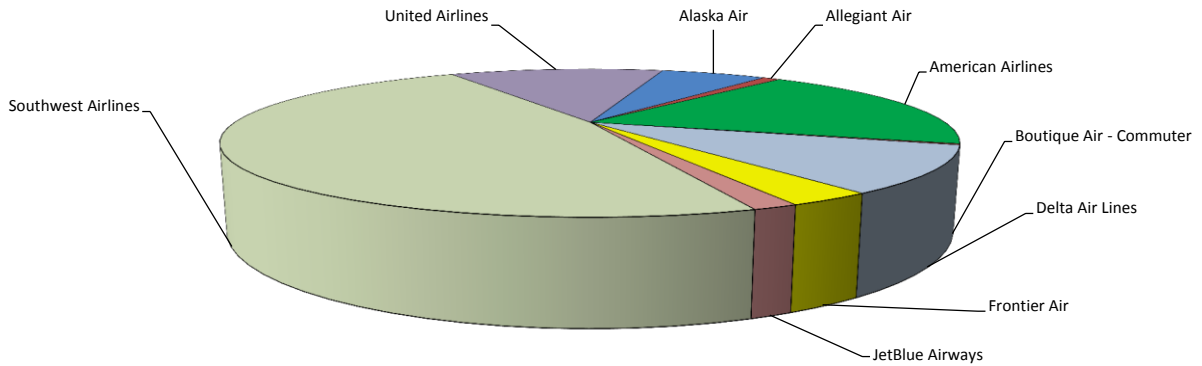


**Albuquerque International Sunport  
June 2018**

**Air Carrier / Operations Activity**

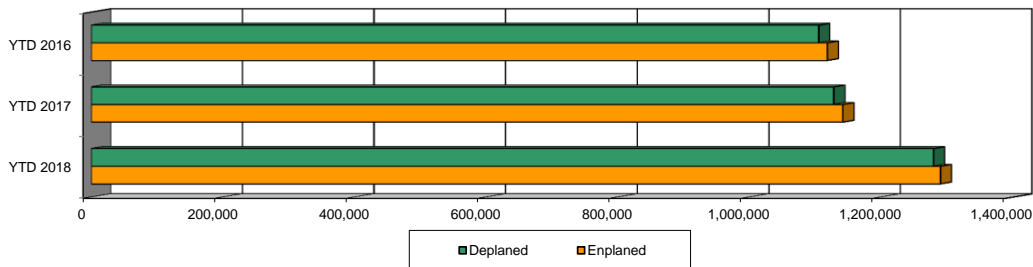


Airline	Monthly Enplaned PAX	Monthly Deplaned PAX	Total Month PAX	Previous Year Enplaned PAX	Previous Year Deplaned PAX	Previous Year PAX	% Change	Market Share
Alaska Air	15,032	15,921	30,953	4,928	5,056	9,984	210.0%	6.0%
Allegiant Air	2,430	2,562	4,992	3,847	3,774	7,621	-34.5%	1.0%
American Airlines	46,957	47,955	94,912	44,471	46,066	90,537	4.8%	18.5%
Boutique Air - Commuter	598	639	1,237	540	533	1,073	15.3%	0.2%
Delta Air Lines	26,078	25,148	51,226	23,575	23,363	46,938	9.1%	10.0%
Frontier Air	7,596	7,808	15,404	0	0	0	*	3.0%
JetBlue Airways	4,037	3,957	7,994	3,844	3,733	7,577	5.5%	1.6%
MN Air-Charter	0	0	0	127	127	254	**	0.0%
Southwest Airlines	121,625	121,911	243,536	121,162	123,718	244,880	-0.5%	47.5%
United Airlines	31,112	31,597	62,709	23,950	24,350	48,300	29.8%	12.2%
<b>Totals</b>	<b>255,465</b>	<b>257,498</b>	<b>512,963</b>	<b>226,444</b>	<b>230,720</b>	<b>457,164</b>	<b>12.2%</b>	<b>100.0%</b>

**% Change (from Prior Yr)**      **12.8%**      **11.61%**

\* Began Service October 24, 2017

\*\* No activity in current year

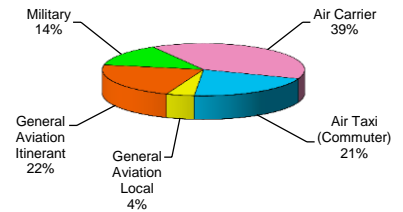


**Calendar Year-to-Date 13.2% Increase from 2017 to 2018**

	YTD 2018	YTD 2017	YTD 2016	% Change 18/17
Enplaned	1,290,212	1,141,529	1,118,103	13.0%
Deplaned	1,279,619	1,127,944	1,105,005	13.4%
<b>Total</b>	<b>2,569,831</b>	<b>2,269,473</b>	<b>2,223,108</b>	<b>13.2%</b>

**Air Traffic Control Tower Counts  
Calendar Year-to-Date (June)**

Class	Takeoffs & Landings			
	2018 YTD	2017 YTD	2016 YTD	% Change 18/17
Air Carrier	28,681	24,255	24,709	18.2%
Air Taxi (Commuter)	15,286	11,036	10,940	38.5%
General Aviation Local	3,293	3,471	3,803	-5.1%
General Aviation Itinerant	16,129	14,160	15,145	13.9%
Military	10,148	11,444	12,851	-11.3%
<b>Total</b>	<b>73,537</b>	<b>64,366</b>	<b>67,448</b>	<b>14.2%</b>



**Double Eagle II - Air Traffic Control Tower Counts  
Calendar Year-to-Date (June)**

Class	Takeoffs & Landings			
	2018 YTD	2017 YTD	2016 YTD	% Change 18/17
Air Carrier	0	0	0	0.0%
Air Taxi (Commuter)	239	255	337	-6.3%
General Aviation Local	16,314	19,434	18,263	-16.1%
General Aviation Itinerant	11,897	11,854	12,873	0.4%
Military	1,405	1,051	1,202	33.7%
<b>Total</b>	<b>29,855</b>	<b>32,594</b>	<b>32,675</b>	<b>-8.4%</b>

