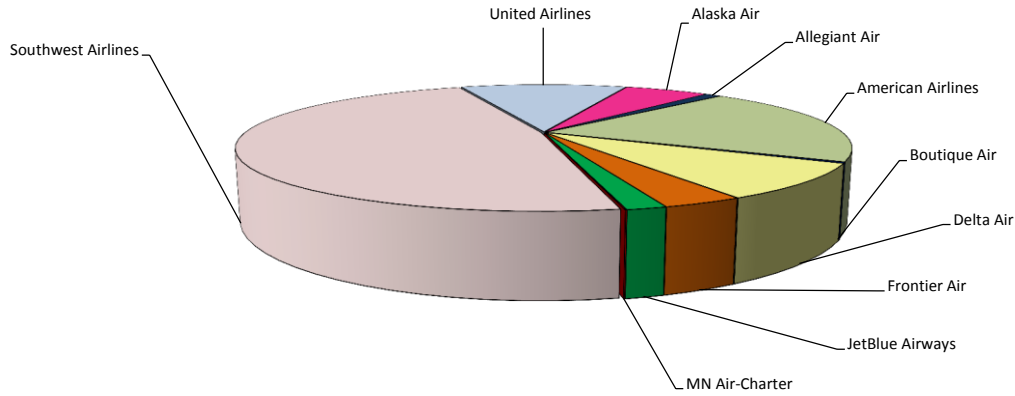
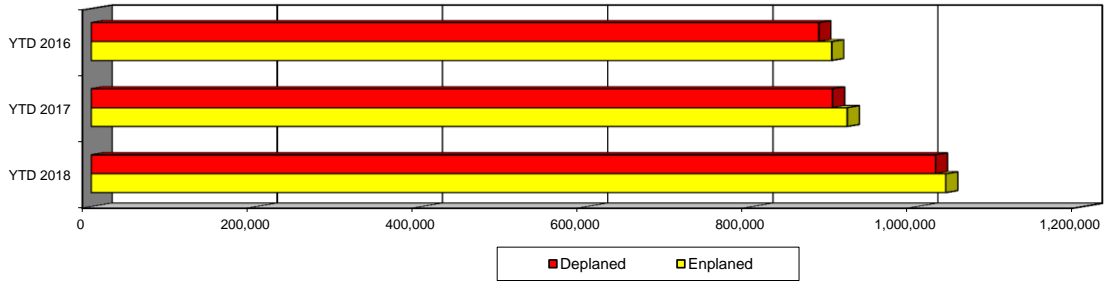


**Albuquerque International Support  
May 2018  
Air Carrier / Operations Activity**



Airline	Monthly Enplaned PAX	Monthly Deplaned PAX	Total Month PAX	Previous Year Enplaned PAX	Previous Year Deplaned PAX	Previous Year Total PAX	% Change	Market Share
Alaska Air	13,759	13,976	27,735	5,241	5,360	10,601	161.6%	5.6%
Allegiant Air	2,568	2,362	4,930	3,205	3,082	6,287	-21.6%	1.0%
American Airlines	50,896	48,080	98,976	45,585	44,465	90,050	9.9%	20.1%
Boutique Air - Commuter	609	660	1,269	560	561	1,121	13.2%	0.3%
Delta Air Lines	22,646	21,216	43,862	19,939	19,236	39,175	12.0%	8.9%
Frontier Air	8,272	8,578	16,850	0	0	0	*	3.4%
JetBlue Airways	4,280	4,025	8,305	3,487	3,361	6,848	21.3%	1.7%
MN Air-Charter	149	140	289	0	152	152	90.1%	0.1%
Southwest Airlines	119,820	114,633	234,453	115,747	111,476	227,223	3.2%	47.7%
United Airlines	27,726	27,016	54,742	24,473	23,942	48,415	13.1%	11.1%
<b>Totals</b>	<b>250,725</b>	<b>240,686</b>	<b>491,411</b>	<b>218,237</b>	<b>211,635</b>	<b>429,872</b>	<b>14.3%</b>	<b>100.0%</b>
<b>% Change (from Prior Yr)</b>	<b>14.9%</b>	<b>13.7%</b>						

\* Began Service June 01, 2017



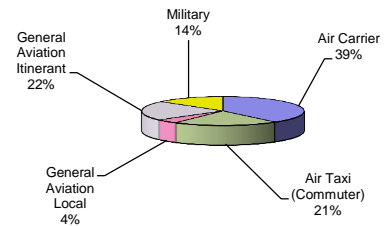
**Calendar Year-to-Date 13.5% Increase from 2017 to 2018**

	YTD 2018	YTD 2017	YTD 2016	% Change 18/17
Enplaned	1,034,747	915,085	896,317	13.1%
Deplaned	1,022,121	897,224	880,565	13.9%
<b>Total</b>	<b>2,056,868</b>	<b>1,812,309</b>	<b>1,776,882</b>	<b>13.5%</b>

5

**Air Traffic Control Tower Counts  
Calendar Year-to-Date (May)**

Class	Takeoffs & Landings			
	2018 YTD	2017 YTD	2016 YTD	% Change 18/17
Air Carrier	23,485	19,788	20,173	18.7%
Air Taxi (Commuter)	12,536	9,118	9,076	37.5%
General Aviation Local	2,695	2,829	2,931	-4.7%
General Aviation Itinerant	13,128	11,567	11,661	13.5%
Military	8,356	9,985	10,454	-16.3%
<b>Total</b>	<b>60,200</b>	<b>53,287</b>	<b>54,295</b>	<b>13.0%</b>



**Double Eagle II - Air Traffic Control Tower Counts  
Calendar Year-to-Date (May)**

Class	Takeoffs & Landings			
	2018 YTD	2017 YTD	2016 YTD	% Change 18/17
Air Carrier	0	0	0	0.0%
Air Taxi (Commuter)	187	203	271	-7.9%
General Aviation Local	13,614	15,809	14,869	-13.9%
General Aviation Itinerant	9,671	9,528	9,806	1.5%
Military	1,270	890	1,010	42.7%
<b>Total</b>	<b>24,742</b>	<b>26,430</b>	<b>25,956</b>	<b>-6.4%</b>

