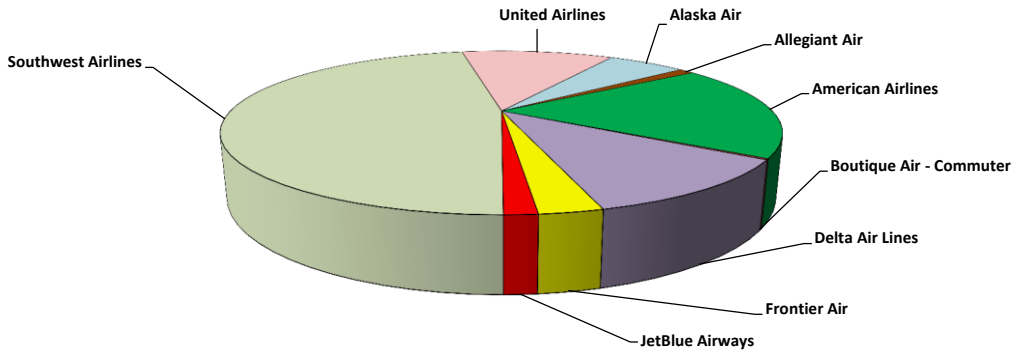


**Albuquerque International Sunport
July 2018 (Revised As of 8/30/18)
Air Carrier / Operations Activity**



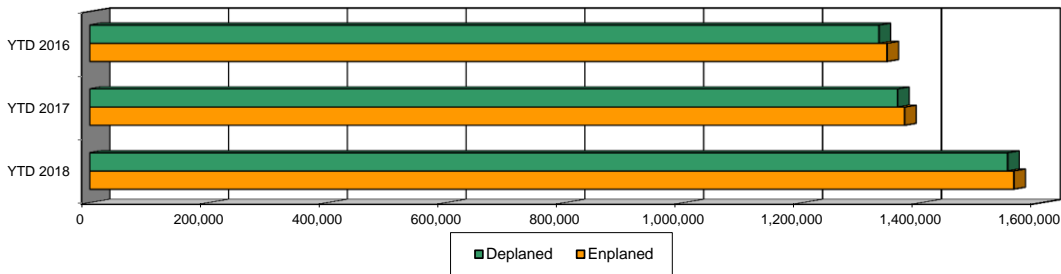
Airline	Monthly Enplaned PAX	Monthly Deplaned PAX	Total Month PAX	Previous Year Enplaned PAX	Previous Year Deplaned PAX	Previous Year	% Change	Market Share
Alaska Air	14,966	14,980	29,946	4,845	4,958	9,803	205.5%	5.7%
Allegiant Air	2,918	2,906	5,824	3,904	3,876	7,780	-25.1%	1.1%
American Airlines	49,496	50,696	100,192	44,723	45,362	90,085	11.2%	18.9%
Boutique Air - Commuter	611	633	1,244	556	594	1,150	8.2%	0.2%
Delta Air Lines	30,663	28,838	59,501	25,469	25,144	50,613	17.6%	11.2%
Frontier Air	7,579	7,817	15,396	0	0	0	*	2.9%
JetBlue Airways	4,011	4,040	8,051	4,011	4,100	8,111	-0.7%	1.5%
MN Air-Charter	0	0	0	70	77	147	**	0.0%
Southwest Airlines	125,447	124,363	249,810	121,865	121,656	243,521	2.6%	47.2%
United Airlines	29,415	30,419	59,834	24,661	25,648	50,309	18.9%	11.3%
Totals	265,106	264,692	529,798	230,104	231,415	461,519	14.8%	100.0%

% Change (from Prior Yr) 15.2% 14.4%

Alaska Air Revised the number of Enplaned & Deplaned

* Began Service October 24, 2017

** No activity in current year

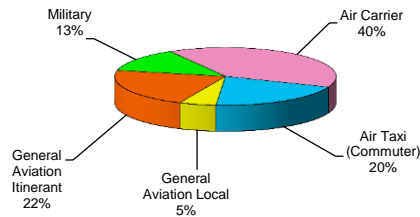


Calendar Year-to-Date 13.5% Increase from 2017 to 2018

	YTD 2018	YTD 2017	YTD 2016	% Change 18/17
Enplaned	1,555,318	1,371,633	1,341,898	13.4%
Deplaned	1,544,311	1,359,359	1,328,501	13.6%
Total	3,099,629	2,730,992	2,670,399	13.5%

**Air Traffic Control Tower Counts
Calendar Year-to-Date (July)**

Class	2018 YTD	Takeoffs & Landings		
		2017 YTD	2016 YTD	% Change 18/17
Air Carrier	33,948	28,951	29,732	17.3%
Air Taxi (Commuter)	17,527	12,859	12,940	36.3%
General Aviation Local	4,633	4,104	4,311	12.9%
General Aviation Itinerant	18,591	16,407	17,874	13.3%
Military	11,512	12,803	14,797	-10.1%
Total	86,211	75,124	79,654	14.8%



**Double Eagle II - Air Traffic Control Tower Counts
Calendar Year-to-Date (July)**

Class	2018 YTD	Takeoffs & Landings		
		2017 YTD	2016 YTD	% Change 18/17
Air Carrier	0	0	0	0.0%
Air Taxi (Commuter)	287	321	388	-10.6%
General Aviation Local	19,418	22,586	20,985	-14.0%
General Aviation Itinerant	14,352	13,731	15,161	4.5%
Military	1,708	1,240	1,466	37.7%
Total	35,765	37,878	38,000	-5.6%

