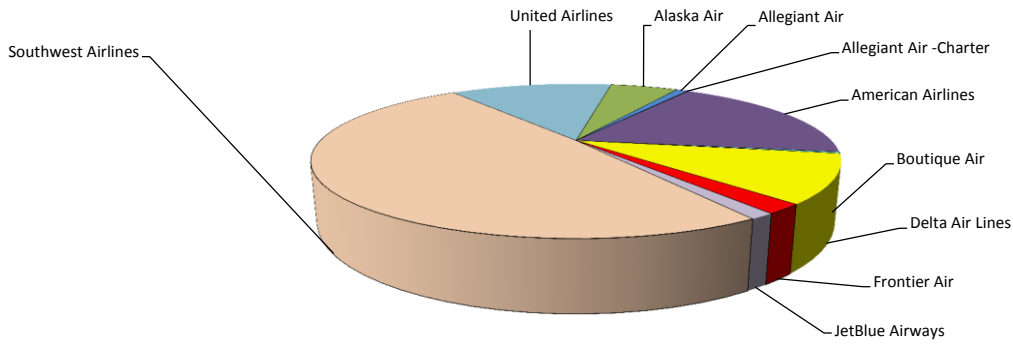
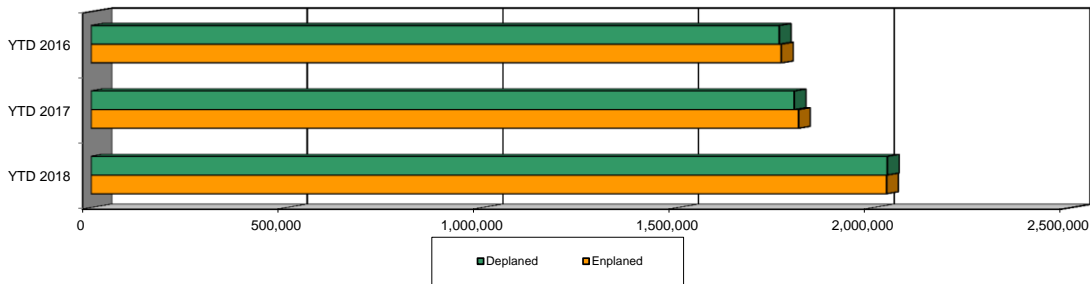


**Albuquerque International Support  
September 2018  
Air Carrier / Operations Activity**



Airline	Monthly Enplaned PAX	Monthly Deplaned PAX	Total Month PAX	Previous Year Enplaned PAX	Previous Year Deplaned PAX	Previous Year	% Change	Market Share
Alaska Air	12,081	12,760	24,841	9,016	9,230	18,246	36.1%	5.3%
Allegiant Air	2,120	2,062	4,182	3,003	2,878	5,881	-28.9%	0.9%
Allegiant Air -Charter	150	151	301	0	0	0	*	0.1%
American Airlines	43,576	42,815	86,391	42,283	41,500	83,783	3.1%	18.4%
Boutique Air - Commuter	575	608	1,183	642	616	1,258	-6.0%	0.3%
Delta Air Lines	23,433	23,640	47,073	22,223	22,573	44,796	5.1%	10.0%
Frontier Air	4,541	4,895	9,436	0	0	0	**	1.0%
JetBlue Airways	2,828	3,084	5,912	3,340	3,113	6,453	-8.4%	1.3%
MN Air-Charter	0	0	0	285	277	562	***	0.0%
Southwest Airlines	111,207	118,646	229,853	108,098	106,831	214,929	6.9%	49.0%
United Airlines	29,743	29,907	59,650	24,553	25,149	49,702	20.0%	12.7%
<b>Totals</b>	<b>230,254</b>	<b>238,568</b>	<b>468,822</b>	<b>213,443</b>	<b>212,167</b>	<b>425,610</b>	<b>10.2%</b>	<b>100.0%</b>
<b>% Change (from Prior Yr)</b>		<b>7.9%</b>	<b>12.4%</b>					

\* No activity in previous year  
 \*\* Began Service October 24, 2017  
 \*\*\* No activity this month in current year

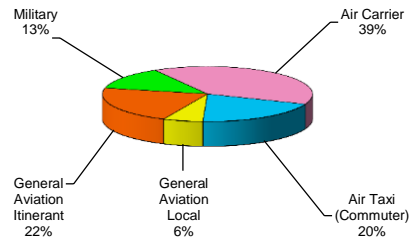


**Calendar Year-to-Date 12.8% Increase from 2017 to 2018**

	YTD 2018	YTD 2017	YTD 2016	% Change 18/17
Enplaned	2,032,352	1,807,551	1,763,762	12.4%
Deplaned	2,034,188	1,796,493	1,758,326	13.2%
<b>Total</b>	<b>4,066,540</b>	<b>3,604,044</b>	<b>3,522,088</b>	<b>12.8%</b>

**Air Traffic Control Tower Counts  
Calendar Year-to-Date (September)**

Class	Takeoffs & Landings			
	2018 YTD	2017 YTD	2016 YTD	% Change 18/17
Air Carrier	44,116	38,262	38,242	15.3%
Air Taxi (Commuter)	22,056	17,585	16,490	25.4%
General Aviation Local	6,849	5,511	5,075	24.3%
General Aviation Itinerant	24,247	21,130	22,297	14.8%
Military	14,816	16,827	18,993	-12.0%
<b>Total</b>	<b>112,084</b>	<b>99,315</b>	<b>101,097</b>	<b>12.9%</b>



**Double Eagle II - Air Traffic Control Tower Counts  
Calendar Year-to-Date (September)**

Class	Takeoffs & Landings			
	2018 YTD	2017 YTD	2016 YTD	% Change 18/17
Air Carrier	0	0	0	0.0%
Air Taxi (Commuter)	348	457	458	-23.9%
General Aviation Local	25,548	28,102	25,709	-9.1%
General Aviation Itinerant	19,100	17,723	18,909	7.8%
Military	2,153	1,856	2,421	16.0%
<b>Total</b>	<b>47,149</b>	<b>48,138</b>	<b>47,497</b>	<b>-2.1%</b>

