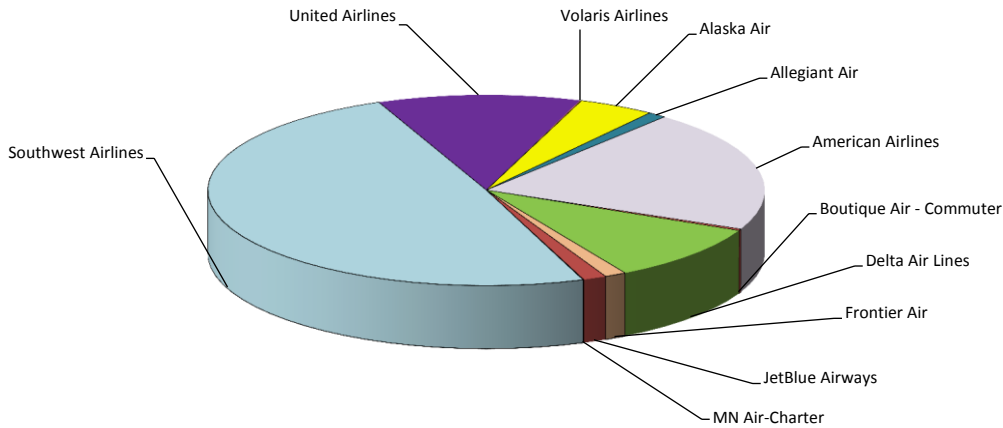


**Albuquerque International Support
November 2018
Fiscal Year 2019**

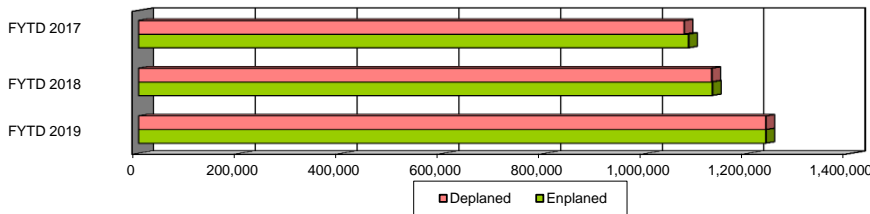
Air Carrier / Operations Activity



Airline	Monthly Enplaned PAX	Monthly Deplaned PAX	Total Month PAX	Previous Year Enplaned PAX	Previous Year Deplaned PAX	Previous Year Total PAX	% Change	Market Share
Alaska Air	9,957	10,040	19,997	11,349	11,661	23,010	-13.1%	4.4%
Allegiant Air-Charter	0	0	0	143	144	287	**	0.0%
Allegiant Air	2,446	2,382	4,828	2,393	2,209	4,602	4.9%	1.1%
American Airlines	46,753	46,276	93,029	38,692	40,534	79,226	17.4%	20.6%
Boutique Air - Commuter	592	623	1,215	664	632	1,296	-6.3%	0.3%
Delta Air Lines	22,121	21,796	43,917	22,800	22,783	45,583	-3.7%	9.7%
Frontier Air	2,807	2,827	5,634	3,979	4,126	8,105	-30.5%	1.2%
JetBlue Airways	3,083	3,074	6,157	3,161	2,986	6,147	0.2%	1.4%
MN Air-Charter	104	99	203	99	0	99	105.1%	0.0%
Southwest Airlines	111,957	110,313	222,270	109,146	107,353	216,499	2.7%	49.3%
United Airlines	26,805	26,356	53,161	23,798	23,649	47,447	12.0%	11.8%
Volaris Airlines	179	196	375	0	0	0	*	0.1%
Totals	226,804	223,982	450,786	216,224	216,077	432,301	4.3%	100.0%
% Change (from Prior Yr)	4.9%	3.7%						

* Began Service November 17, 2018

** No activity this month in current year

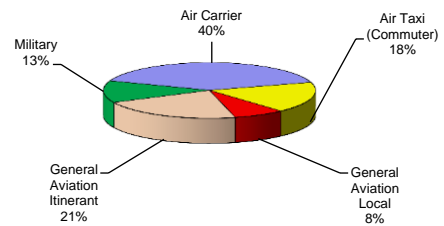


Fiscal Year-to-Date 9.4% Increase from 2018 to 2019

	FYTD 2019	FYTD 2018	FYTD 2017	% Change 19/18
Enplaned	1,233,483	1,128,003	1,080,946	9.4%
Deplaned	1,233,354	1,126,579	1,072,354	9.5%
Total	2,466,837	2,254,582	2,153,300	9.4%

**Air Traffic Control Tower Counts
Fiscal Year-to-Date (November)**

Class	Takeoffs & Landings			
	2019 FYTD	2018 FYTD	2017 FYTD	% Change 19/18
Air Carrier	25,280	23,555	22,240	7.3%
Air Taxi (Commuter)	11,396	11,183	9,096	1.9%
General Aviation Local	4,944	3,567	2,408	38.6%
General Aviation Itinerant	13,793	12,062	12,343	14.4%
Military	8,092	9,310	9,614	-13.1%
Total	63,505	59,677	55,701	6.4%



**Double Eagle II - Air Traffic Control Tower Counts
Fiscal Year-to-Date (November)**

Class	Takeoffs & Landings			
	2019 FYTD	2018 FYTD	2017 FYTD	% Change 19/18
Air Carrier	0	0	0	0.0%
Air Taxi (Commuter)	199	311	170	-36.0%
General Aviation Local	14,688	14,722	12,353	-0.2%
General Aviation Itinerant	11,363	10,430	9,920	8.9%
Military	1,174	1,320	1,571	-11.1%
Total	27,424	26,783	24,014	2.4%

