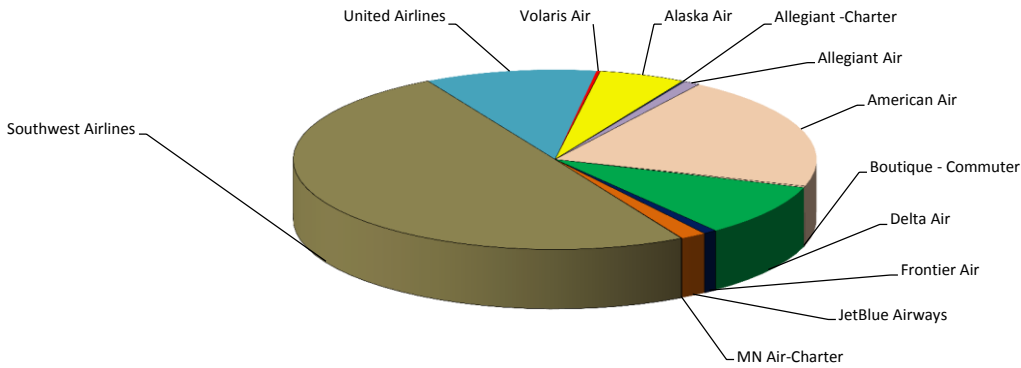
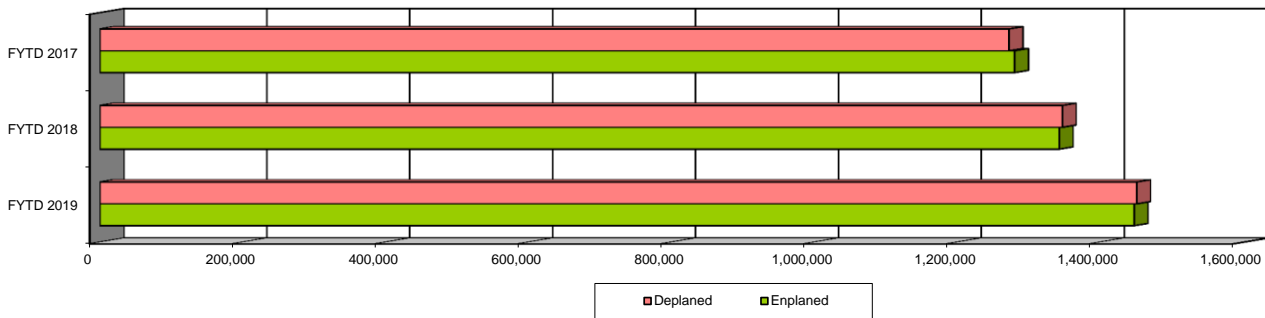


**Albuquerque International Sunport
December 2018
Fiscal Year 2019
Air Carrier / Operations Activity**



Airline	Monthly Enplaned PAX	Monthly Deplaned PAX	Total Month PAX	Previous Year Enplaned PAX	Previous Year Deplaned PAX	Previous Year PAX	% Change	Market Share
Alaska Air	11,315	11,709	23,024	11,436	11,705	23,141	-0.5%	5.3%
Allegiant Air-Charter	292	301	593	57	57	114	420.2%	0.1%
Allegiant Air	2,213	2,168	4,381	1,848	1,954	3,802	15.2%	1.0%
American Airlines	43,843	44,706	88,549	41,850	42,471	84,321	5.0%	20.5%
Boutique Air - Commuter	510	531	1,041	648	636	1,284	-18.9%	0.2%
Delta Air Lines	20,697	20,082	40,779	20,271	20,591	40,862	-0.2%	9.5%
Frontier Air	1,819	1,796	3,615	5,869	5,818	11,687	-69.1%	0.8%
JetBlue Airways	3,443	3,475	6,918	2,589	3,367	5,956	16.2%	1.6%
MN Air-Charter	76	76	152	0	97	97	56.7%	0.0%
Southwest Airlines	105,992	109,161	215,153	106,119	108,788	214,907	0.1%	49.9%
United Airlines	22,829	22,974	45,803	23,642	24,549	48,191	-5.0%	10.6%
Volaris Airlines	585	432	1,017	0	0	0	*	0.2%
Totals	213,614	217,411	431,025	214,329	220,033	434,362	-0.8%	100.0%
<i>% Change (from Prior Yr)</i>	<i>-0.3%</i>	<i>-1.2%</i>						

* Begin Service November 17, 2018

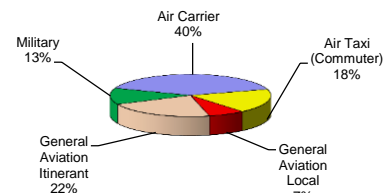


Fiscal Year-to-Date 7.8% Increase from FY 2018 to FY2019

	FYTD 2019	FYTD 2018	FYTD 2017	% Change 19/18
Enplaned	1,447,097	1,342,332	1,279,927	7.8%
Deplaned	1,450,765	1,346,612	1,272,235	7.7%
Total	2,897,862	2,688,944	2,552,162	7.8%

**Air Traffic Control Tower Counts
Fiscal Year-to-Date (December)**

Class	Takeoffs & Landings			
	2019 FYTD	2018 FYTD	2017 FYTD	% Change 19/18
Air Carrier	30,040	28,263	26,426	6.3%
Air Taxi (Commuter)	13,974	13,522	11,208	3.3%
General Aviation Local	5,536	4,229	3,062	30.9%
General Aviation Itinerant	16,422	14,171	14,603	15.9%
Military	9,485	10,718	11,167	-11.5%
Total	75,457	70,903	66,466	6.4%



**Double Eagle II - Air Traffic Control Tower Counts
Fiscal Year-to-Date (December)**

Class	Takeoffs & Landings			
	2019 FYTD	2018 FYTD	2017 FYTD	% Change 19/18
Air Carrier	0	0	0	0.0%
Air Taxi (Commuter)	219	365	188	-40.0%
General Aviation Local	16,896	17,278	15,816	-2.2%
General Aviation Itinerant	13,085	12,194	11,609	7.3%
Military	1,390	1,526	1,781	-8.9%
Total	31,590	31,363	29,394	0.7%

