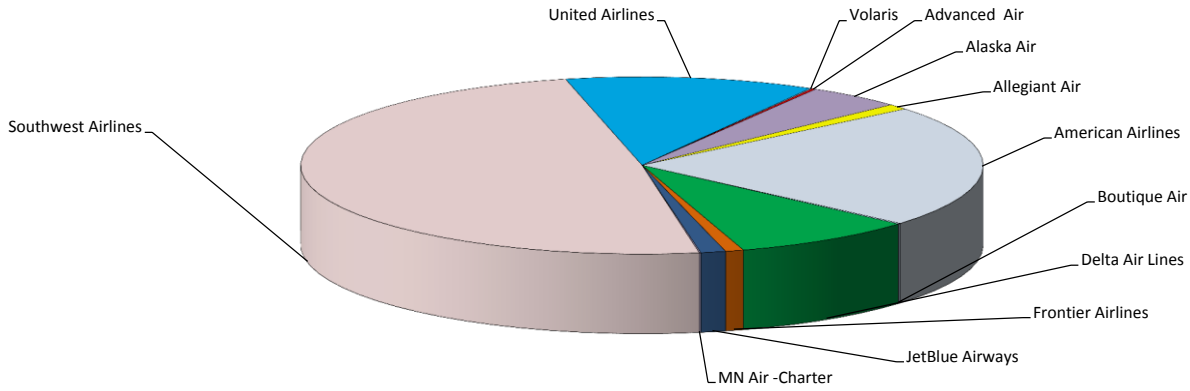


**Albuquerque International Support  
February 2019  
Fiscal Year 2019  
Air Carrier / Operations Activity**



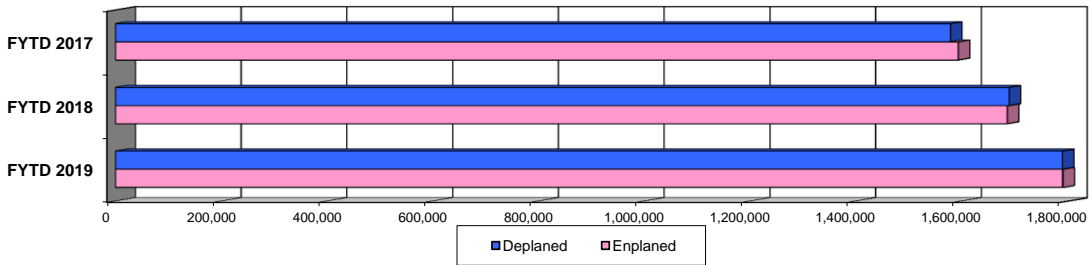
Airline	Monthly Enplaned PAX	Monthly Deplaned PAX	Total Month PAX	Previous Year Enplaned PAX	Previous Year Deplaned PAX	Previous Year PAX	% Change	Market Share
Advanced Air	283	276	559	0	0	0	*	0.2%
Alaska Air	6,873	8,392	15,265	6,672	6,870	13,542	12.7%	4.5%
Allegiant Air	1,582	1,746	3,328	1,963	1,869	3,832	-13.2%	1.0%
American Airlines	37,597	37,738	75,335	36,268	36,611	72,879	3.4%	22.4%
Boutique Air	228	232	460	550	578	1,128	-59.2%	0.1%
Delta Air Lines	14,803	14,486	29,289	13,355	13,011	26,366	11.1%	8.7%
Frontier Airlines	1,426	1,481	2,907	3,474	3,353	6,827	-57.4%	0.9%
JetBlue Airways	2,035	1,942	3,977	1,672	2,542	4,214	-5.6%	1.2%
MN Air -Charter	118	118	236	0	0	0	**	0.1%
Southwest Airlines	82,943	82,334	165,277	83,778	83,704	167,482	-1.3%	49.1%
Tem Enterprises	0	0	0	15	118	133	***	0.0%
United Airlines	19,851	20,003	39,854	20,521	21,902	42,423	-6.1%	11.8%
Volaris	181	189	370	0	0	0	****	0.1%
<b>Totals</b>	<b>167,920</b>	<b>168,937</b>	<b>336,857</b>	<b>168,268</b>	<b>170,558</b>	<b>338,826</b>	<b>-0.6%</b>	<b>100.0%</b>
<b>% Change (from Prior Yr)</b>	<b>-0.2%</b>	<b>-1.0%</b>						

\* Began Service January 1, 2019

\*\* No activity in Previous year

\*\* No activity in Current year

\*\*\*\* Began Service November 17, 2018

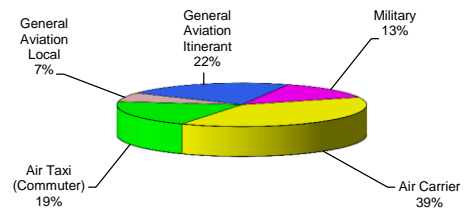


**Fiscal Year-to-Date 6.1% Increase from 2018 to 2019**

	FYTD 2019	FYTD 2018	FYTD 2017	% Change 19/18
Enplaned	1,791,650	1,686,561	1,593,841	6.2%
Deplaned	1,791,105	1,690,311	1,579,267	6.0%
<b>Total</b>	<b>3,582,755</b>	<b>3,376,872</b>	<b>3,173,108</b>	<b>6.1%</b>

**Air Traffic Control Tower Counts  
Fiscal Year-to-Date (February)**

Class	Takeoffs & Landings			
	2019 FYTD	2018 FYTD	2017 FYTD	% Change 19/18
Air Carrier	37,974	36,720	33,754	3.4%
Air Taxi (Commuter)	19,074	18,323	14,844	4.1%
General Aviation Local	6,766	5,406	4,199	25.2%
General Aviation Itinerant	21,693	18,830	19,019	15.2%
Military	13,197	14,229	14,774	-7.3%
<b>Summary</b>	<b>98,704</b>	<b>93,508</b>	<b>86,590</b>	<b>5.6%</b>



**Double Eagle II - Air Traffic Control Tower Counts  
Fiscal Year-to-Date (February)**

Class	Takeoffs & Landings			
	2019 FYTD	2018 FYTD	2017 FYTD	% Change 19/18
Air Carrier	0	0	0	0.0%
Air Taxi (Commuter)	290	427	275	-32.1%
General Aviation Local	21,422	21,599	21,570	-0.8%
General Aviation Itinerant	16,308	15,525	14,994	5.0%
Military	1,765	2,020	2,081	-12.6%
<b>Summary</b>	<b>39,785</b>	<b>39,571</b>	<b>38,920</b>	<b>0.5%</b>

