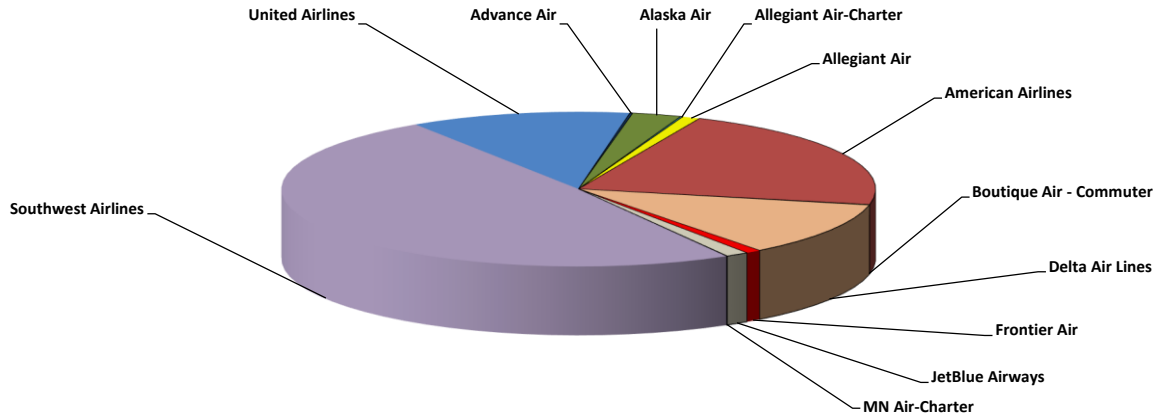


**Albuquerque International Sunport
November 2019
Fiscal Year 2020**

Air Carrier / Operations Activity



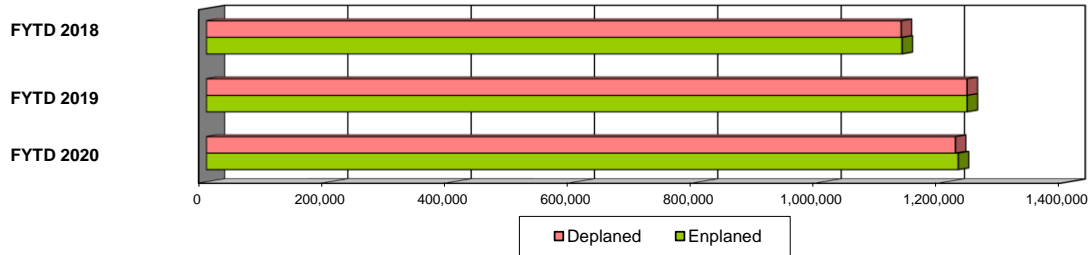
Airline	Monthly Enplaned PAX	Monthly Deplaned PAX	Total Month PAX	Monthly Enplaned PAX	Monthly Deplaned PAX	Previous Year	% Change	Market Share
Advance Air	319	341	660	0	0	0	*	0.2%
Alaska Air	5,849	5,685	11,534	9,957	10,040	19,997	-42.3%	2.7%
Allegiant Air-Charter	290	285	575	0	0	0	**	0.1%
Allegiant Air	2,109	2,065	4,174	2,446	2,382	4,828	-13.5%	1.0%
American Airlines	47,384	45,907	93,291	46,753	46,276	93,029	0.3%	21.5%
Boutique Air - Commuter	251	261	512	592	623	1,215	-57.9%	0.1%
Delta Air Lines	24,580	24,071	48,651	22,121	21,796	43,917	10.8%	11.2%
Frontier Air	1,816	1,826	3,642	2,807	2,827	5,634	-35.4%	0.8%
JetBlue Airways	2,771	2,596	5,367	3,083	3,074	6,157	-12.8%	1.2%
MN Air-Charter	82	82	164	104	99	203	-19.2%	0.0%
Southwest Airlines	105,931	106,413	212,344	111,957	110,313	222,270	-4.5%	49.0%
United Airlines	25,692	26,427	52,119	26,805	26,356	53,161	-2.0%	12.0%
Volaris Air	0	0	0	179	196	375	***	0.0%
Totals	217,074	215,959	433,033	226,804	223,982	450,786	-3.9%	100.0%

% Change (from Prior Yr) **-4.3%** **-3.6%**

* Began Service January 01, 2019

** No activity in Previous year

*** Agreement was terminated on June 30, 2019

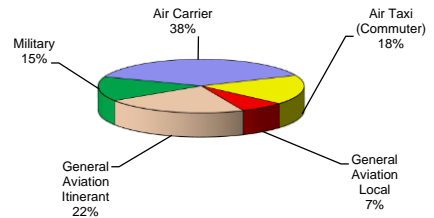


**Fiscal Year-to-Date 1.3% Decrease
from 2019 to 2020**

	FYTD 2020	FYTD 2019	FYTD 2018	% Change 20/19
Enplaned	1,219,113	1,233,483	1,128,003	-1.2%
Deplaned	1,214,483	1,233,354	1,126,579	-1.5%
Total	2,433,596	2,466,837	2,254,582	-1.3%

**Air Traffic Control Tower Counts
Fiscal Year-to-Date (November)**

Class	Takeoffs & Landings			
	2020 FYTD	2019 FYTD	2018 FYTD	% Change 20/19
Air Carrier	24,989	25,280	23,555	-1.2%
Air Taxi (Commuter)	11,739	11,396	11,183	3.0%
General Aviation Local	4,600	4,944	3,567	-7.0%
General Aviation Itinerant	14,762	13,793	12,062	7.0%
Military	9,712	8,092	9,310	20.0%
Total	65,802	63,505	59,677	3.6%



**Double Eagle II - Air Traffic Control Tower Counts
Fiscal Year-to-Date (November)**

Class	Takeoffs & Landings			
	2019 FYTD	2018 FYTD	2017 FYTD	% Change 20/19
Air Carrier	0	0	0	0.0%
Air Taxi (Commuter)	177	199	311	-11.1%
General Aviation Local	13,473	14,688	14,722	-8.3%
General Aviation Itinerant	10,606	11,363	10,430	-6.7%
Military	1,238	1,174	1,320	5.5%
Total	25,494	27,424	26,783	-7.0%

