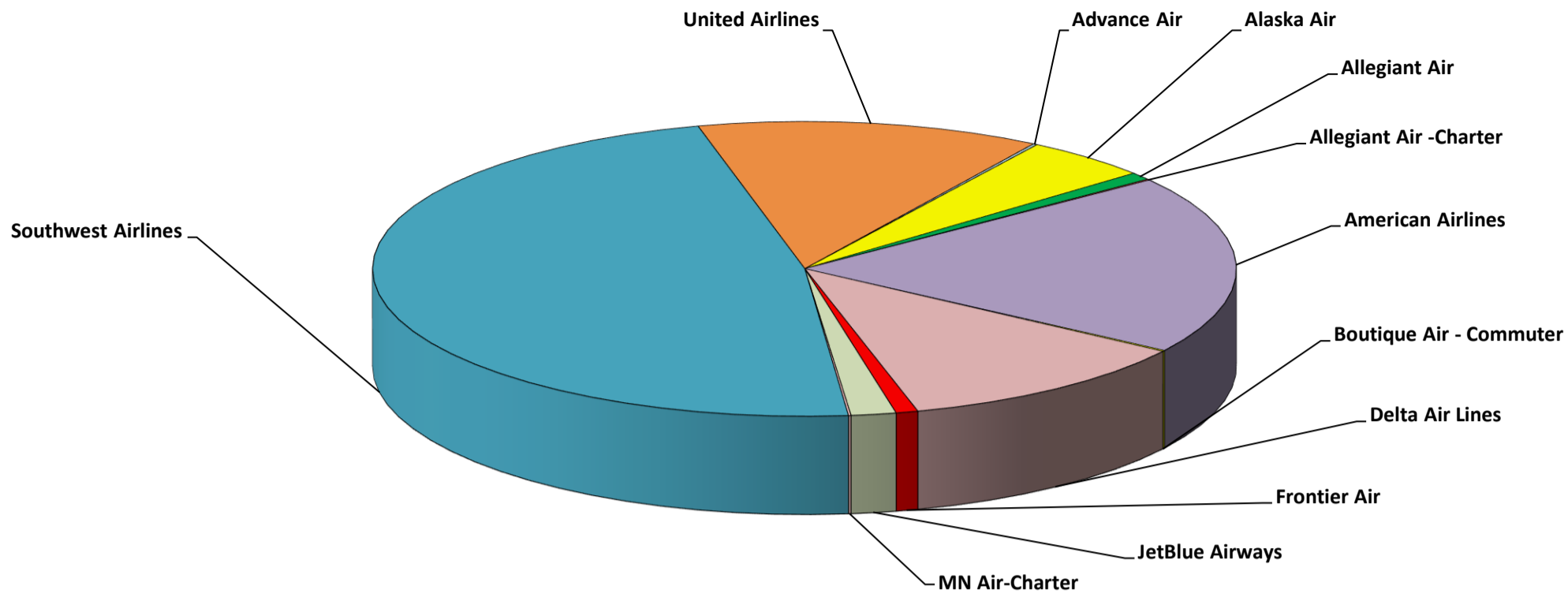
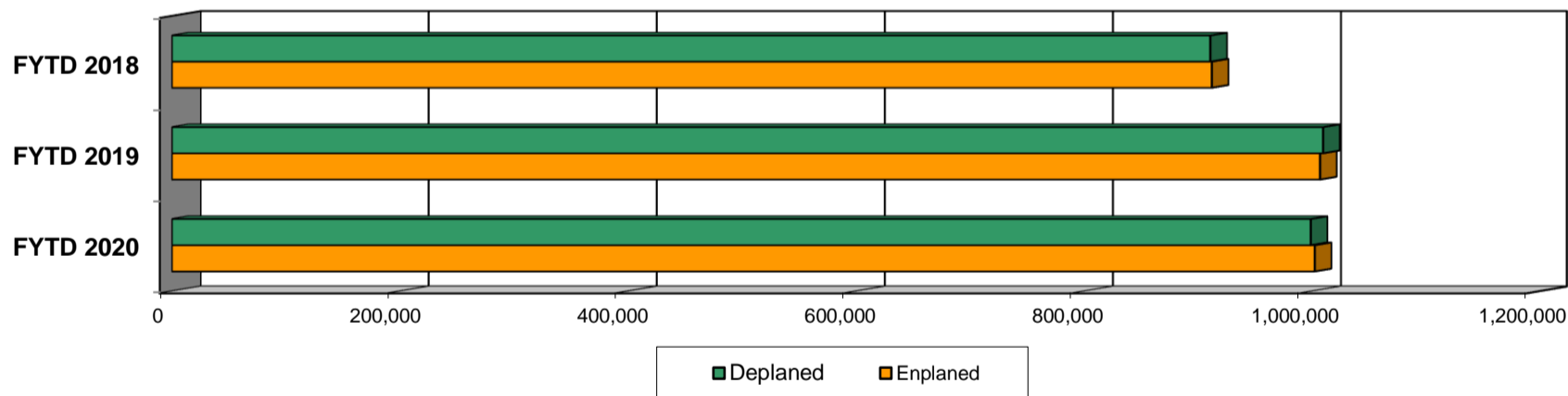


**Albuquerque International Sunport  
October 2019  
Fiscal Year 2020  
Air Carrier / Operations Activity**



Airline	Monthly Enplaned PAX	Monthly Deplaned PAX	Total Month PAX	Previous Year Enplaned PAX	Previous Year Deplaned PAX	Previous Year	% Change	Market Share
Advance Air	386	421	807	0	0	0	*	0.2%
Alaska Air	12,304	12,725	25,029	13,472	13,347	26,819	-6.7%	4.7%
Allegiant Air	2,348	1,978	4,326	2,473	2,301	4,774	-9.4%	0.8%
Allegiant Air -Charter	294	296	590	0	0	0	**	0.1%
American Airlines	52,001	51,753	103,754	49,755	48,928	98,683	5.1%	19.7%
Boutique Air - Commuter	282	288	570	616	595	1,211	-52.9%	0.1%
Delta Air Lines	30,551	29,228	59,779	27,950	23,640	51,590	15.9%	11.3%
Frontier Air	2,090	2,238	4,328	4,530	4,942	9,472	-54.3%	0.8%
JetBlue Airways	4,475	4,401	8,876	3,703	3,779	7,482	18.6%	1.7%
MN Air-Charter	252	247	499	99	97	196	154.6%	0.1%
Southwest Airlines	128,074	123,418	251,492	123,099	119,576	242,675	3.6%	47.7%
United Airlines	34,037	33,900	67,937	38,842	37,598	76,440	-11.1%	12.9%
<b>Totals</b>	<b>267,094</b>	<b>260,893</b>	<b>527,180</b>	<b>264,539</b>	<b>254,803</b>	<b>519,342</b>	<b>1.5%</b>	<b>100.0%</b>
<b>% Change (from Prior Yr)</b>	<b>1.0%</b>	<b>2.4%</b>						

\* Began Service January 01, 2019  
\*\* No activity in Previous year

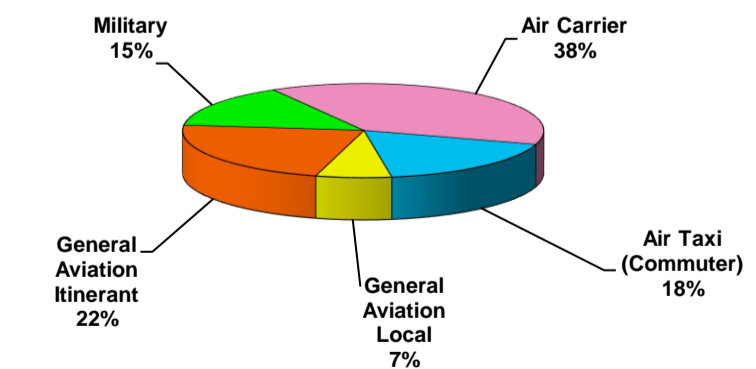


**Fiscal Year-to-Date 0.8% Decrease from 2019 to 2020**

	FYTD 2020	FYTD 2019	FYTD 2018	% Change 20/19
Enplaned	1,002,039	1,006,679	911,779	-0.5%
Deplaned	998,524	1,009,372	910,502	-1.1%
<b>Total</b>	<b>2,000,563</b>	<b>2,016,051</b>	<b>1,822,281</b>	<b>-0.8%</b>

**Air Traffic Control Tower Counts  
Fiscal Year-to-Date (October)**

Class	Takeoffs & Landings			
	2020 FYTD	2019 FYTD	2018 FYTD	% Change 20/19
Air Carrier	20,256	20,604	18,949	-1.7%
Air Taxi (Commuter)	9,415	9,010	8,801	4.5%
General Aviation Local	3,563	4,256	2,837	-16.3%
General Aviation Itinerant	11,964	10,923	9,575	9.5%
Military	7,894	6,439	7,440	22.6%
<b>Total</b>	<b>53,092</b>	<b>51,232</b>	<b>47,602</b>	<b>3.6%</b>



**Double Eagle II - Air Traffic Control Tower Counts  
Fiscal Year-to-Date (October)**

Class	Takeoffs & Landings			
	2020 FYTD	2019 FYTD	2018 FYTD	% Change 20/19
Air Carrier	0	0	0	0.0%
Air Taxi (Commuter)	147	164	255	-10.4%
General Aviation Local	10,477	12,000	11,824	-12.7%
General Aviation Itinerant	8,788	9,221	8,234	-4.7%
Military	1,108	1,006	1,075	10.1%
<b>Total</b>	<b>20,520</b>	<b>22,391</b>	<b>21,388</b>	<b>-8.4%</b>

