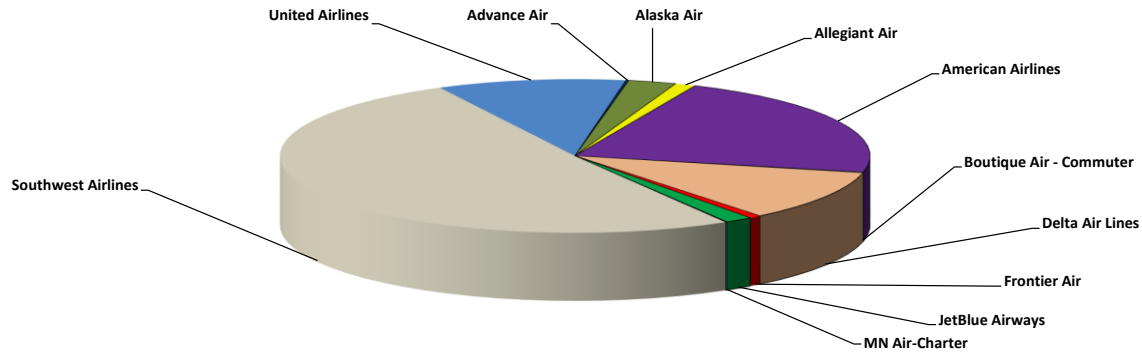


**Albuquerque International Support
December 2019
Fiscal Year 2020
Air Carrier / Operations Activity**

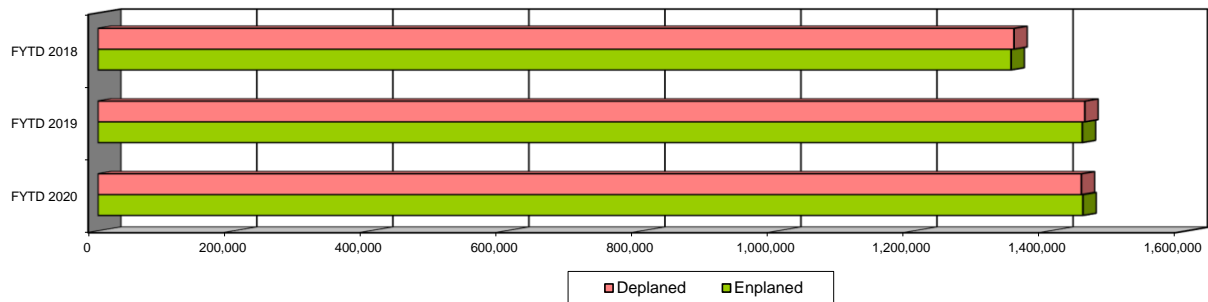


| Airline | Monthly Enplaned PAX | Monthly Deplaned PAX | Total Month PAX | Previous Year Enplaned PAX | Previous Year Deplaned PAX | Previous Year PAX | % Change | Market Share |
|---------------------------------|----------------------|----------------------|-----------------|----------------------------|----------------------------|-------------------|-------------|---------------|
| Advance Air | 362 | 357 | 719 | 0 | 0 | 0 | * | 0.2% |
| Alaska Air | 5,993 | 6,087 | 12,080 | 11,315 | 11,709 | 23,024 | -47.5% | 2.6% |
| Allegiant Air-Charter | 0 | 0 | 0 | 292 | 301 | 593 | ** | 0.0% |
| Allegiant Air | 2,525 | 2,693 | 5,218 | 2,213 | 2,168 | 4,381 | 19.1% | 1.1% |
| American Airlines | 50,063 | 50,058 | 100,121 | 43,843 | 44,706 | 88,549 | 13.1% | 21.7% |
| Boutique Air - Commuter | 270 | 294 | 564 | 510 | 531 | 1,041 | -45.8% | 0.1% |
| Delta Air Lines | 24,885 | 24,351 | 49,236 | 20,697 | 20,082 | 40,779 | 20.7% | 10.7% |
| Frontier Air | 1,447 | 1,594 | 3,041 | 1,819 | 1,796 | 3,615 | -15.9% | 0.7% |
| JetBlue Airways | 3,336 | 3,584 | 6,920 | 3,443 | 3,475 | 6,918 | 0.0% | 1.5% |
| MN Air-Charter | 171 | 171 | 342 | 76 | 76 | 152 | 125.0% | 0.1% |
| Southwest Airlines | 116,432 | 118,170 | 234,602 | 105,992 | 109,161 | 215,153 | 9.0% | 50.9% |
| United Airlines | 23,655 | 24,088 | 47,743 | 22,829 | 22,974 | 45,803 | 4.2% | 10.4% |
| Volaris Airlines | 0 | 0 | 0 | 585 | 432 | 1,017 | *** | 0.0% |
| Totals | 229,139 | 231,447 | 460,586 | 213,614 | 217,411 | 431,025 | 6.9% | 100.0% |
| % Change (from Prior Yr) | 7.3% | 6.5% | | | | | | |

* Began Service January 01, 2019

** No activity in Current year

*** Agreement was terminated on June 30, 2019

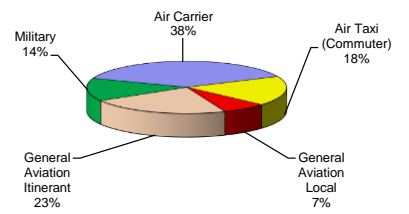


Fiscal Year-to-Date 0.1% Decrease from 2019 to 2020

| | FYTD 2020 | FYTD 2019 | FYTD 2018 | % Change 20/19 |
|--------------|------------------|------------------|------------------|----------------|
| Enplaned | 1,447,958 | 1,447,097 | 1,342,332 | 0.1% |
| Deplaned | 1,445,634 | 1,450,765 | 1,346,612 | -0.4% |
| Total | 2,893,592 | 2,897,862 | 2,688,944 | -0.1% |

**Air Traffic Control Tower Counts
Fiscal Year-to-Date (December)**

| Class | Takeoffs & Landings | | | |
|----------------------------|---------------------|---------------|---------------|----------------|
| | 2020 FYTD | 2019 FYTD | 2018 FYTD | % Change 20/19 |
| Air Carrier | 29,815 | 30,040 | 28,263 | -0.7% |
| Air Taxi (Commuter) | 14,536 | 13,974 | 13,522 | 4.0% |
| General Aviation Local | 5,704 | 5,536 | 4,229 | 3.0% |
| General Aviation Itinerant | 17,924 | 16,422 | 14,171 | 9.1% |
| Military | 11,189 | 9,485 | 10,718 | 18.0% |
| Total | 79,168 | 75,457 | 70,903 | 4.9% |



**Double Eagle II - Air Traffic Control Tower Counts
Fiscal Year-to-Date (December)**

| Class | Takeoffs & Landings | | | |
|----------------------------|---------------------|---------------|---------------|----------------|
| | 2020 FYTD | 2019 FYTD | 2018 FYTD | % Change 19/18 |
| Air Carrier | 0 | 0 | 0 | 0.0% |
| Air Taxi (Commuter) | 213 | 219 | 365 | -2.7% |
| General Aviation Local | 16,389 | 16,896 | 17,278 | -3.0% |
| General Aviation Itinerant | 12,417 | 13,085 | 12,194 | -5.1% |
| Military | 1,288 | 1,390 | 1,526 | -7.3% |
| Total | 30,307 | 31,590 | 31,363 | -4.1% |

