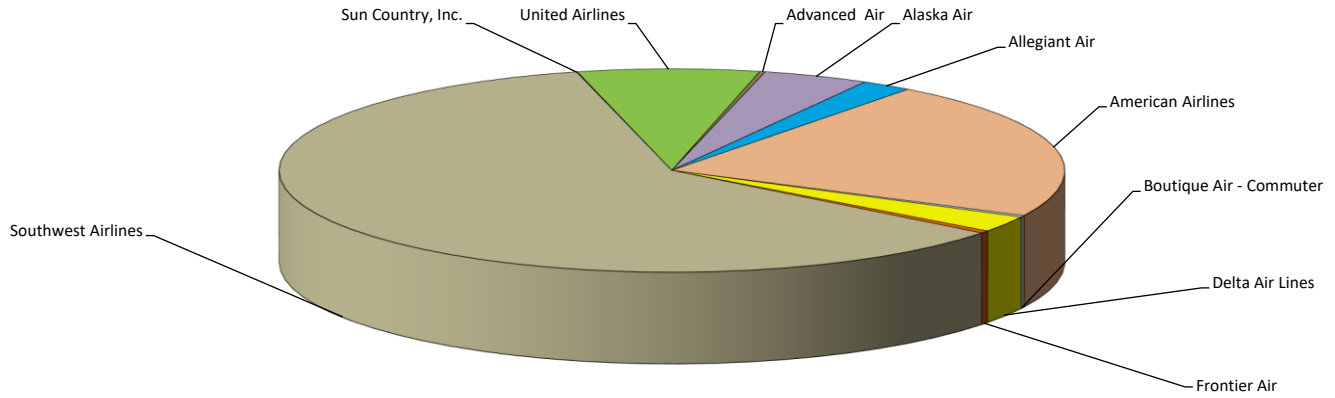


**Albuquerque International Sunport
June 2020
Fiscal Year 2020**

Air Carrier / Operations Activity



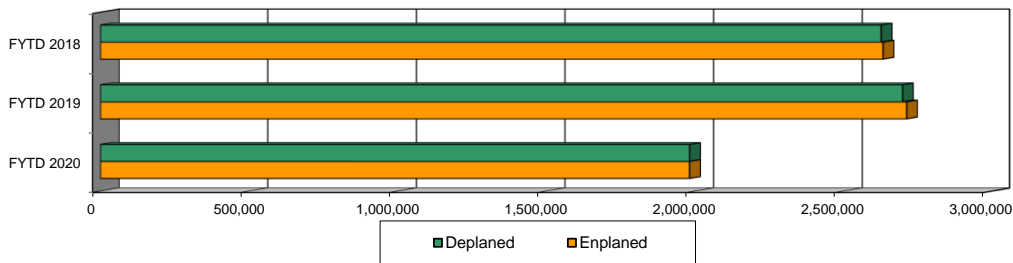
Airline	Monthly Enplaned PAX	Monthly Deplaned PAX	Total Month PAX	Previous Year Enplaned PAX	Previous Year Deplaned PAX	Previous Year	% Change	Market Share
Advanced Air	92	110	202	360	344	704	-71.3%	0.2%
Alaska Air	2,193	1,868	4,061	13,590	14,008	27,598	-85.3%	4.4%
Allegiant Air	928	1,020	1,948	2,242	2,240	4,482	-56.5%	2.1%
American Airlines	10,130	10,378	20,508	52,496	55,723	108,219	-81.0%	22.0%
Boutique Air - Commuter	119	130	249	235	247	482	-48.3%	0.3%
Delta Air Lines	1,238	1,147	2,385	29,630	29,165	58,795	-95.9%	2.6%
Frontier Air	133	236	369	2,188	2,204	4,392	-91.6%	0.4%
JetBlue Airways	0	0	0	4,342	4,277	8,619	*	0.0%
Southwest Airlines	29,122	27,169	56,291	118,479	120,154	238,633	-76.4%	60.5%
Sun Country, Inc.	29	0	29	0	0	0	**	0.0%
United Airlines	3,434	3,531	6,965	27,428	27,653	55,081	-87.4%	7.5%
Volaris	0	0	0	201	197	398	***	0.0%
Totals	47,418	45,589	93,007	251,191	256,212	507,403	-81.7%	100.0%

% Change (from Prior Y) **-81.1%** **-82.21%**

* No activity in Current year

** No activity in Previous year

*** Agreement was terminated on June 30, 2019

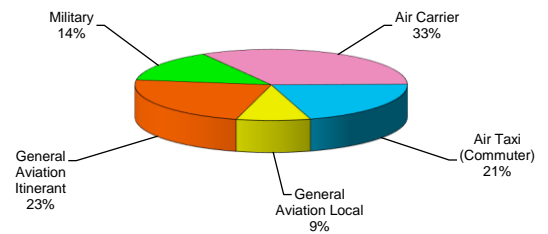


Fiscal Year-to-Date 26.7% Decrease from 2019 to 2020

	FYTD 2020	FYTD 2019	FYTD 2018	% Change 20/19
Enplaned	1,981,753	2,712,216	2,632,544	-26.9%
Deplaned	1,981,899	2,698,365	2,626,231	-26.6%
Total	3,963,652	5,410,581	5,258,775	-26.7%

**Air Traffic Control Tower Counts
Fiscal Year-to-Date (June)**

Class	Takeoffs & Landings			
	2020 FYTD	2019 FYTD	2018 FYTD	% Change 20/19
Air Carrier	47,409	55,932	56,944	-15.2%
Air Taxi (Commuter)	29,664	27,929	28,808	6.2%
General Aviation Local	12,562	10,110	7,522	24.3%
General Aviation Itinerant	33,142	32,953	30,300	0.6%
Military	20,716	20,953	20,866	-1.1%
Total	143,493	147,877	144,440	-3.0%



**Double Eagle II - Air Traffic Control Tower Counts
Fiscal Year-to-Date (June)**

Class	Takeoffs & Landings			
	2020 FYTD	2019 FYTD	2018 FYTD	% Change 20/19
Air Carrier	0	0	0	0.0%
Air Taxi (Commuter)	469	411	604	14.1%
General Aviation Local	30,088	33,083	33,592	-9.1%
General Aviation Itinerant	23,001	23,510	24,091	-2.2%
Military	2,257	2,293	2,931	-1.6%
Total	55,815	59,297	61,218	-5.9%

