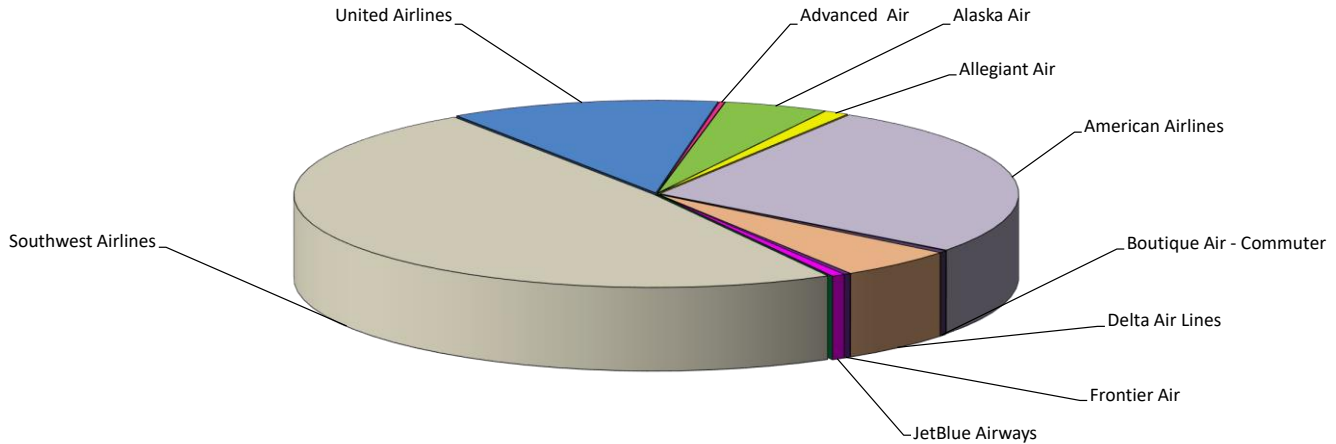


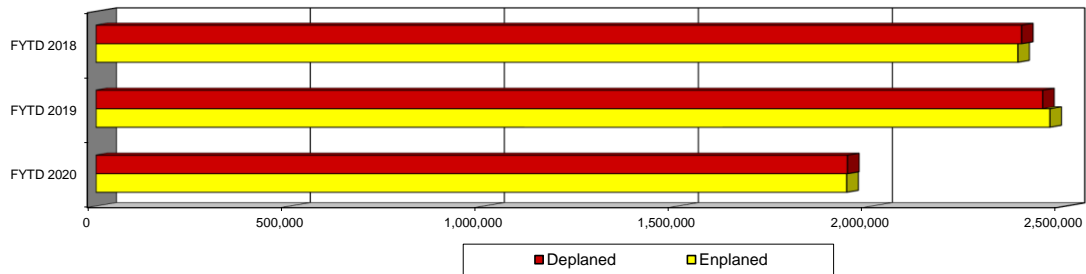
**Albuquerque International Support  
May 2020  
Fiscal Year 2020  
Air Carrier / Operations Activity**



Airline	Monthly Enplaned PAX	Monthly Deplaned PAX	Total Month PAX	Previous Year Enplaned PAX	Previous Year Deplaned PAX	Previous Year Total PAX	% Change	Market Share
Advanced Air	48	53	101	349	379	728	-86.1%	0.2%
Alaska Air	994	954	1,948	12,393	11,830	24,223	-92.0%	4.7%
Allegiant Air	204	255	459	2,486	2,359	4,845	-90.5%	1.1%
American Airlines	5,487	5,519	11,006	52,661	50,132	102,793	-89.3%	26.5%
Boutique Air - Commuter	72	86	158	259	281	540	-70.7%	0.4%
Delta Air Lines	1,070	1,143	2,213	25,128	23,062	48,190	-95.4%	5.3%
Frontier Air	52	71	123	2,253	2,236	4,489	-97.3%	0.3%
JetBlue Airways	115	133	248	3,528	3,252	6,780	-96.3%	0.6%
MN Air-Charter	0	0	0	146	142	288	*	0.0%
Southwest Airlines	10,621	9,567	20,188	117,804	113,921	231,725	-91.3%	48.7%
United Airlines	2,498	2,532	5,030	25,690	24,187	49,877	-89.9%	12.1%
Volaris	0	0	0	132	112	244	**	0.0%
<b>Totals</b>	<b>21,161</b>	<b>20,313</b>	<b>41,474</b>	<b>242,829</b>	<b>231,893</b>	<b>474,722</b>	<b>-91.3%</b>	<b>100.0%</b>
<b>% Change (from Prior Yr)</b>	<b>-91.3%</b>	<b>-91.2%</b>						

\* No activity in Current year

\*\* Agreement was terminated on June 30, 2019

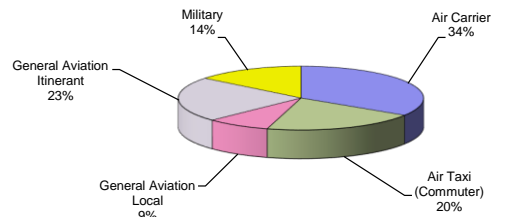


**Fiscal Year-to-Date 21.1% Decrease from 2019 to 2020**

	FYTD 2020	FYTD 2019	FYTD 2018	% Change 20/19
Enplaned	1,934,335	2,461,025	2,377,079	-21.4%
Deplaned	1,936,310	2,442,153	2,386,733	-20.7%
<b>Total</b>	<b>3,870,645</b>	<b>4,903,178</b>	<b>4,763,812</b>	<b>-21.1%</b>

**Air Traffic Control Tower Counts  
Fiscal Year-to-Date (May)**

Class	Takeoffs & Landings			
	2020 FYTD	2019 FYTD	2018 FYTD	% Change 20/19
Air Carrier	45,340	51,129	51,748	-11.3%
Air Taxi (Commuter)	27,030	25,861	26,058	4.5%
General Aviation Local	11,139	9,146	6,924	21.8%
General Aviation Itinerant	30,375	30,089	27,299	1.0%
Military	19,069	19,117	19,074	-0.3%
<b>Total</b>	<b>132,953</b>	<b>135,342</b>	<b>131,103</b>	<b>-1.8%</b>



**Double Eagle II - Air Traffic Control Tower Counts  
Fiscal Year-to-Date (May)**

Class	Takeoffs & Landings			
	2020 FYTD	2019 FYTD	2018 FYTD	% Change 20/19
Air Carrier	0	0	0	0.0%
Air Taxi (Commuter)	435	392	552	11.0%
General Aviation Local	27,122	29,519	30,892	-8.1%
General Aviation Itinerant	21,126	21,343	21,865	-1.0%
Military	2,118	2,130	2,796	-0.6%
<b>Total</b>	<b>50,801</b>	<b>53,384</b>	<b>56,105</b>	<b>-4.8%</b>

